

# The Galactic WN stars

## Spectral analyses with line-blanketed model atmospheres versus stellar evolution models with and without rotation

W.-R. Hamann, G. Gräfener, and A. Liermann

Lehrstuhl Astrophysik der Universität Potsdam, Am Neuen Palais 10, D-14469 Potsdam, Germany

Received July 12, 2006; accepted ...

### ABSTRACT

*Context.* Very massive stars pass through the Wolf-Rayet (WR) stage before they finally explode. Details of their evolution have not yet been safely established, and their physics are not well understood. Their spectral analysis requires adequate model atmospheres, which have been developed step by step during the past decades and account in their recent version for line blanketing by the millions of lines from iron and iron-group elements. However, only very few WN stars have been re-analyzed by means of line-blanketed models yet.

*Aims.* The quantitative spectral analysis of a large sample of Galactic WN stars with the most advanced generation of model atmospheres should provide an empirical basis for various studies about the origin, evolution, and physics of the Wolf-Rayet stars and their powerful winds.

*Methods.* We analyze a large sample of Galactic WN stars by means of the Potsdam Wolf-Rayet (PoWR) model atmospheres, which account for iron line blanketing and clumping. The results are compared with a synthetic population, generated from the Geneva tracks for massive star evolution.

*Results.* We obtain a homogeneous set of stellar and atmospheric parameters for the Galactic WN stars, partly revising earlier results.

*Conclusions.* Comparing the results of our spectral analyses of the Galactic WN stars with the predictions of the Geneva evolutionary calculations, we conclude that there is rough qualitative agreement. However, the quantitative discrepancies are still severe, and there is no preference for the tracks that account for the effects of rotation. It seems that the evolution of massive stars is still not satisfactorily understood.

**Key words.** Stars: mass-loss – Stars: winds, outflows – Stars: Wolf-Rayet – Stars: atmospheres – Stars: early-type – Stars: evolution

## 1. Introduction

Very massive stars pass through the Wolf-Rayet (WR) stage before they finally explode as supernovae or, possibly,  $\gamma$ -ray bursts. The WR stars are important sources of ionizing photons, momentum, and chemical elements. However, the evolution of massive stars has not yet been safely established, and their physics is not well understood.

The empirical knowledge about WR stars is hampered by difficulties with their spectral analysis. Adequate model atmospheres, which account for the non-LTE physics and their supersonic expansion, have been developed step by step during the past decades. In a previous paper we presented a comprehensive analysis of the Galactic WN stars from their helium, hydrogen, and nitrogen spectra (Hamann & Koesterke 1998, hereafter quoted as Paper I). The major deficiency of this generation of model atmospheres was its neglect of line blanketing by the millions of lines from iron and iron-group elements. Hillier & Miller (1998) were the first to include this important effect in their code `CMFGEN`. The line-blanketed version of the

Potsdam Wolf-Rayet (PoWR) model atmosphere code became available with Gräfener et al. (2002).

The improved models provide a much better fit to the observed spectra, and hence lead to more reliable determination of the stellar parameters. For many WN stars, a substantial revision of previous results can be expected. However, only very few WN stars have been re-analyzed so far by means of line-blanketed models (Herald et al. 2001; Marchenko et al. 2004). In the present paper we now re-analyze all Galactic WN stars for which observed spectra are available to us.

The best way to analyze a larger sample of stars systematically is first to establish “model grids”, i.e. sets of model atmospheres and synthetic spectra that cover the relevant range of parameters. For WN stars we have already prepared such grids of iron-line blanketed models (Hamann & Gräfener 2004), which will be used in the present paper.

The main objective of analyzing the Galactic WN stars is to understand the evolution of massive stars. The empirical results from our previous comprehensive analyses were in conflict with the evolutionary calculations. However, with the application of the more advanced models, we will revise the empirical stellar parameters. Moreover, the evolutionary models

---

Send offprint requests to: W.-R. Hamann  
e-mail: wrh@astro.physik.uni-potsdam.de

have also been significantly improved recently, since the effects of stellar rotation are now taken into account (Meynet & Maeder 2003). Hence, the question of whether stellar evolution theory still conflicts with the empirical stellar parameters should be reassessed. For this purpose, we use these new evolutionary tracks for generating synthetic stellar populations and compare them with the results from our analyses of the Galactic WN sample.

The paper is organized as follows. In Sect. 2 we briefly characterize the applied model atmospheres. The program stars and observational data are introduced in Sect. 3. The spectral analyses and their results are given in Sect. 4, together with a long list of detailed comments on individual WN stars. Our empirical results are compared with evolutionary models in Sect. 5, especially by means of a population synthesis.

## 2. The models

The Potsdam Wolf-Rayet (PoWR) model atmospheres (see Hamann & Gräfener 2004, and references therein, for more details) are based on the “standard” assumptions (spherically symmetric, stationary mass-loss). The velocity field is pre-specified in the standard way. For the supersonic part we adopt the usual  $\beta$ -law, with the terminal velocity  $v_\infty$  being a free parameter. The exponent  $\beta$  is set to unity throughout this work. In the subsonic region, the velocity field is defined such that a hydrostatic density stratification is approached.

The “stellar radius”  $R_*$ , which is the inner boundary of our model atmosphere, corresponds by definition to a Rosseland optical depth of 20. The “stellar temperature”  $T_*$  is defined by the luminosity  $L$  and the stellar radius  $R_*$  via the Stefan-Boltzmann law; i.e.  $T_*$  denotes the effective temperature referring to the radius  $R_*$ .

Wind inhomogeneities (“clumping”) are now accounted for in a first-order approximation, assuming that optically thin clumps fill a volume fraction  $f_V$  while the interclump space is void. Thus the matter density in the clumps is higher by a factor  $D = f_V^{-1}$ , compared to an un-clumped model with the same parameters.  $D = 4$  is assumed throughout this paper. The Doppler velocity  $v_D$ , which reflects random motions on small scales (“microturbulence”), is set to  $100 \text{ km s}^{-1}$ .

The major improvement of the models compared to those applied in Paper I is the inclusion of line blanketing by iron and other iron-group elements. About  $10^5$  energy levels and  $10^7$  line transitions between those levels are taken into account in the approximation of the “superlevel” approach.

The PoWR code was used to establish two grids of WN-type models (Hamann & Gräfener 2004). One grid is for hydrogen-free stars, the other one contains 20% of hydrogen (per mass). Internet access to the synthetic spectra is provided to the community<sup>1</sup>.

Complex model ions of H, He, N III – N V and C III – C IV are taken into account in our models. The total number of Non-LTE levels is 261, including 72 iron superlevels. Due to the neglect of N II, the corresponding lines that might be detectable

in the coolest WNL stars are not included in our synthetic spectra. Because of the unsettled questions about a proper treatment of dielectronic recombination, this process is not taken into account.

The analyses described in the present paper mainly rely on the PoWR grid models. In addition, individual models were calculated for some stars with special settings for their hydrogen abundance and terminal wind velocity.

## 3. Program stars, observational data

The VIIth Catalogue of Galactic Wolf-Rayet Stars (van der Hucht 2001, hereafter “the WR Catalog”) lists 227 stars in total. Among them, 127 stars<sup>2</sup> belong to the WN sequence considered here, while the others belong to the WC sequence or are of intermediate spectral type (WN/WC).

Many of the WN stars in the catalog are highly reddened and therefore invisible or at least very faint in visual light. Our study started with 74 WN stars for which we had sufficient spectral observations at our disposal. As we restrict the present analyses to single-star spectra, well-established binaries with composed spectra (such as WR 139 alias V444 Cyg) have been omitted from the beginning.

But so far our sample still comprised many stars that have been suspected of binarity, on more or less sound basis. We considered all these cases in detail, checking the literature and inspecting our spectral fits for indications of binarity (cf. Hamann & Gräfener 2006). For 11 objects we finally conclude that they are indeed binaries, where the companion of the WN stars contributes more than 15% of the total light in the visual. Those stars were excluded from the present single-star analyses. They are marked in Table 2 as “composite spectrum”, the reasoning given below in the “Comments on individual stars” (Sect. 4.3).

Among the remaining 63 stars (see Table 2), which we are going to analyze in the present paper, there are still four stars that are most likely close binaries, but the light contamination from the non-WN companion can be neglected. These stars are marked by the superscript <sup>b</sup> at their WR number in Table 2, column (1), indicating their possible origin from close-binary evolution. Note that six stars of our present sample (WR 28, WR 63, WR 71, WR 85, WR 94, WR 107) have not been analyzed before.

The observational material is mostly the same as used in our previous papers and as was published in our atlas of WN spectra (see Hamann et al. 1995 for more details). These spectra were taken at the “Deutsch-Spanisches Astronomisches Zentrum (DSAZ)”, Calar Alto, Spain, and at the European Southern Observatory (ESO), La Silla, Chile. For four stars (WR 6, WR 22, WR 24, WR 78) we can employ high-resolution optical spectra from the ESO archive obtained with UVES. All

<sup>2</sup> Actually one star less, as we believe that WR 109 (classified in the WR catalog as WN5h+?) is erroneously counted here as a WN star. The typical brightness of a WN star would imply an implausible large distance ( $DM = 17.4 \text{ mag}$ ), placing it beyond our Galaxy. From the binary period and the optical flickering, it has been concluded already (Steiner et al. 1988, 1999; Steiner & Diaz 1998) that WR 109 is a cataclysmic variable (CV).

<sup>1</sup> <http://www.astro.physik.uni-potsdam.de/PoWR.html>

optical spectra are not flux-calibrated and therefore were normalized to the continuum “by eye” before being compared with normalized synthetic spectra.

Additionally, we retrieved IUE low-resolution spectra from the archive for all program stars when available. As these spectra are flux-calibrated, we can fully exploit this information. We divide the flux-calibrated observation by the (reddened) model continuum and thus obtain the comparison plot with the normalized line spectrum of the model (cf. Fig. 1, upper panel).

For fitting the spectral energy distribution, we use the IUE flux and narrow-band visual photometry ( $v$ ,  $b$  bands). In addition we employ the homogeneous set of infrared photometry ( $J$ ,  $H$ ,  $K$  bands) from the 2MASS survey that is available now. This extension of the wavelength range turns out to be very useful for a precise determination of the interstellar absorption, especially for highly reddened stars without UV observation.

The spectral types given in Table 2, column (2), are taken basically from the WR catalog. For WNE stars we append “-w” or “-s” to the classification, indicating whether the emission lines are weak or strong, respectively. The criterion is whether the equivalent width of the He II line at 5412 Å is smaller or larger than 37 Å as introduced in earlier papers.

In the older classification schemes, there was a clear dichotomy between early and late WN subtypes (WNE and WNL, respectively). The early subtypes (subtype numbers up to WN6) generally showed no hydrogen, while the late subtypes (WN7 and higher) comprised the stars with rather high hydrogen abundance. With the revised classification scheme used in the WR catalog, this dichotomy is unfortunately mixed up. Now the WN6 subtype also includes a few stars that are typical members of the WNL group (namely WR 24, WR 25, and WR 85, as evident from their high hydrogen abundance and their whole spectra appearance, cf. the atlas of WR spectra from Hamann et al. 1995). Vice versa, a few stars classified as WN7 or WN8 actually belong to the WNE subclass (namely WR 55, WR 63, WR 74, WR 84, WR 91, WR 100, WR 120, and WR 123). We indicate these crosswise memberships to the WNL or WNE class in parentheses behind the spectral subtype in column (2) of Table 2. When discussing mean parameters of the subclasses, we assign these stars accordingly.

## 4. The analyses

### 4.1. The line spectrum

As has been described in many of our previous papers, the spectroscopic parameters of a Wolf-Rayet type stellar atmosphere are the stellar temperature  $T_*$  and a second parameter that is related to the mass-loss rate and that we define in the form of the “transformed radius”

$$R_t = R_* \left[ \frac{v_\infty}{2500 \text{ km s}^{-1}} \left/ \frac{\dot{M} \sqrt{D}}{10^{-4} M_\odot \text{ yr}^{-1}} \right. \right]^{2/3}. \quad (1)$$

For a given fixed chemical composition and a given stellar temperature  $T_*$ , synthetic spectra from Wolf-Rayet model atmospheres of different mass-loss rates, stellar radii, and terminal wind velocities yield almost the same emission-line equivalent widths, if they agree in their “transformed radius”  $R_t$ . Note

that the “spectroscopic parameters”  $T_*$  and  $R_t$  do not involve the stellar distance.

Therefore the model grids (Hamann & Gräfener 2004) are calculated with stepwise varied  $\log T_*$  and  $\log R_t$ , while all other parameters are kept fixed. Two grids have been established, one for WNE stars (without hydrogen,  $v_\infty = 1600$  km/s) and one for WNL stars (20% hydrogen,  $v_\infty = 1000$  km/s). For the analyses, we now plot the (normalized) observed spectrum for all stars, together with a grid model, selecting the best-fitting one. For a couple of stars we calculate individual models with suitably adapted parameters (hydrogen abundance, terminal wind speed). A typical line fit is shown in Fig. 1. We provide the fits for our whole sample as *online material*.

The parameters  $T_*$  and  $R_t$  of the best-fitting model are tabulated in Table 2, columns (3) and (4) for all program stars. Plotting these parameters in Fig. 2 reveals that the cooler, late-type WN stars generally have thin winds and show atmospheric hydrogen, while the hotter, early-type stars (WN2 ... WN6) have thicker winds and are mostly hydrogen-free.

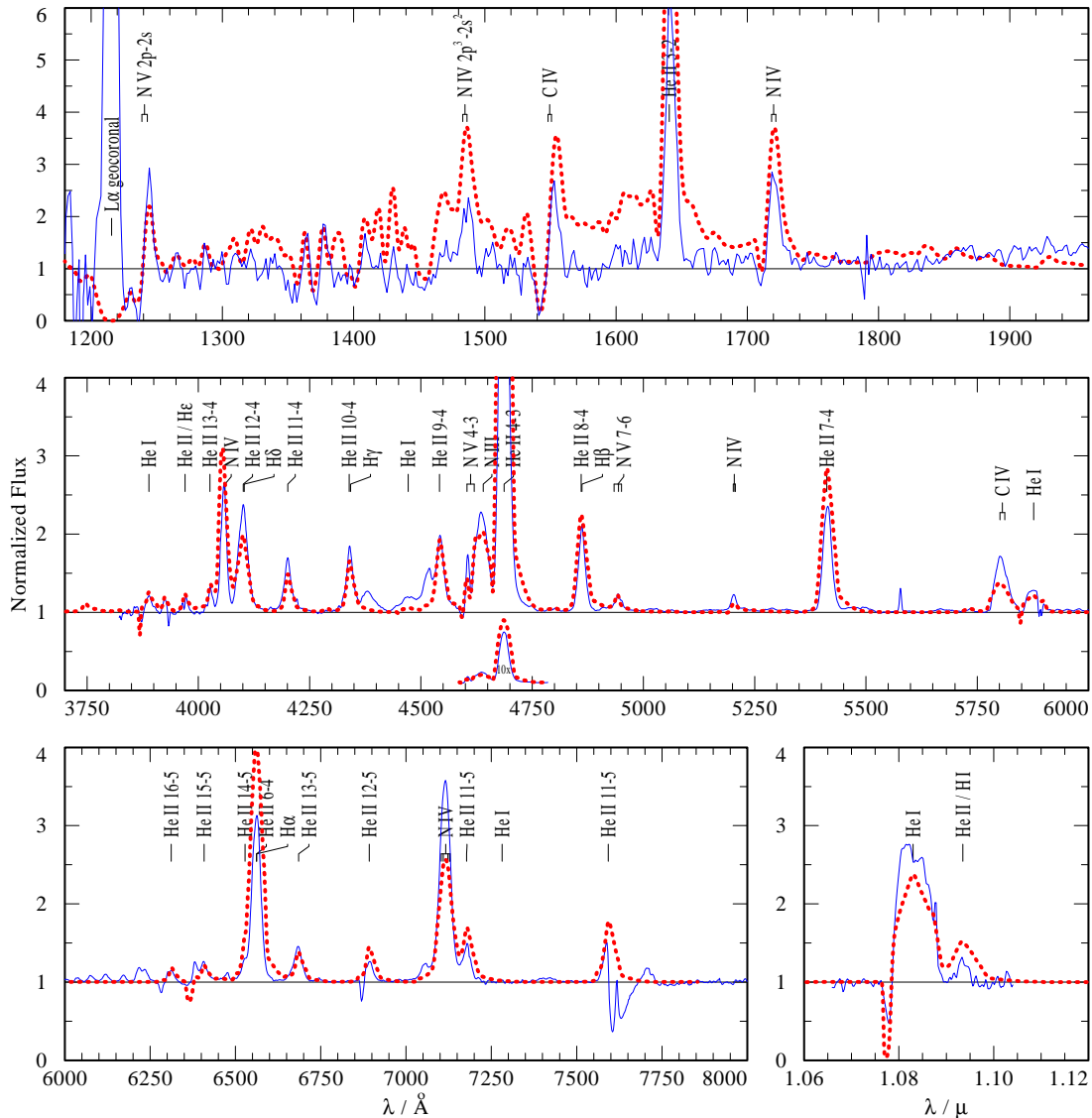
The WNL stars populate a temperature strip between 40 and 50 kK. In comparison to Paper I, the WNL stars became about 10 kK hotter. The WNE stars scatter over a wide range of stellar temperatures (50 ... 140 kK). These temperatures have also been revised upwards in many cases compared to Paper I. The higher stellar temperatures are a consequence of the line-blanketing effects that are now taken into account in the models. The  $R_t$  values are not much different from Paper I. Note that these results are not systematically affected by the introduction of clumping, as the clumping parameter is included in the definition of the transformed radius (Eq. (1)), and models with same  $R_t$  show very similar spectra.

A few early-type WN stars with strong lines (suffix -s) fall into the domain of parameter degeneracy, where the whole emergent spectrum is formed in rapidly expanding layers. For stars with  $\log(R_t/R_\odot) < 0.4$ , the spectra depend mainly on the product  $R_t T_*^2$ , but hardly on the individual values of these two parameters. Hence the location of those stars in the  $R_t$ - $T_*$ -plane can be shifted arbitrarily along the grey lines in Fig. 2 without spoiling the line fit. Note that along these lines the mass-loss rate is constant (in a model grid with fixed luminosity). The reason for this degeneracy is that spherically expanding atmospheres with  $v(r) = \text{constant}$  and the same ratio  $L/\dot{M}^{4/3}$  are homologues.

The terminal wind velocities (Table 2, column (5)) are taken from Paper I in most cases. For a number of stars we revised  $v_\infty$  after closer inspection of our line fits. For those stars that were analyzed in detail in the meantime, we adopt  $v_\infty$  from these sources:

WR 108: Crowther et al. (1995a);  
 WR 22, WR 24, WR 25, WR 78, WR 120, WR 123, WR 124,  
 WR 156: Crowther et al. (1995b);  
 WR 128, WR 152: Crowther et al. (1995d);  
 WR 16, WR 40: Herald et al. (2001).

The hydrogen abundance, given in Table 2 column (6) in terms of mass fractions  $X_H$ , is also taken from Paper I or from the detailed analyses quoted in the previous paragraph. For three stars that are new in the sample,  $X_H$  is estimated for the first time (WR 28, WR 63, WR 85). If hydrogen abundances



**Fig. 1.** Spectrum of WR 61 (solid line), together with the WNE grid model 09-14 ( $T_* = 63$  kK,  $\log(R_i/R_o) = 0.7$ , dotted line). The IUE spectrum (top panel) has been divided by the reddened model continuum (see Fig. 3), while the optical and the near-IR spectra were normalized by eye.

have been revised with respect to Paper I, this is mentioned in each individual case in Sect. 4.3.

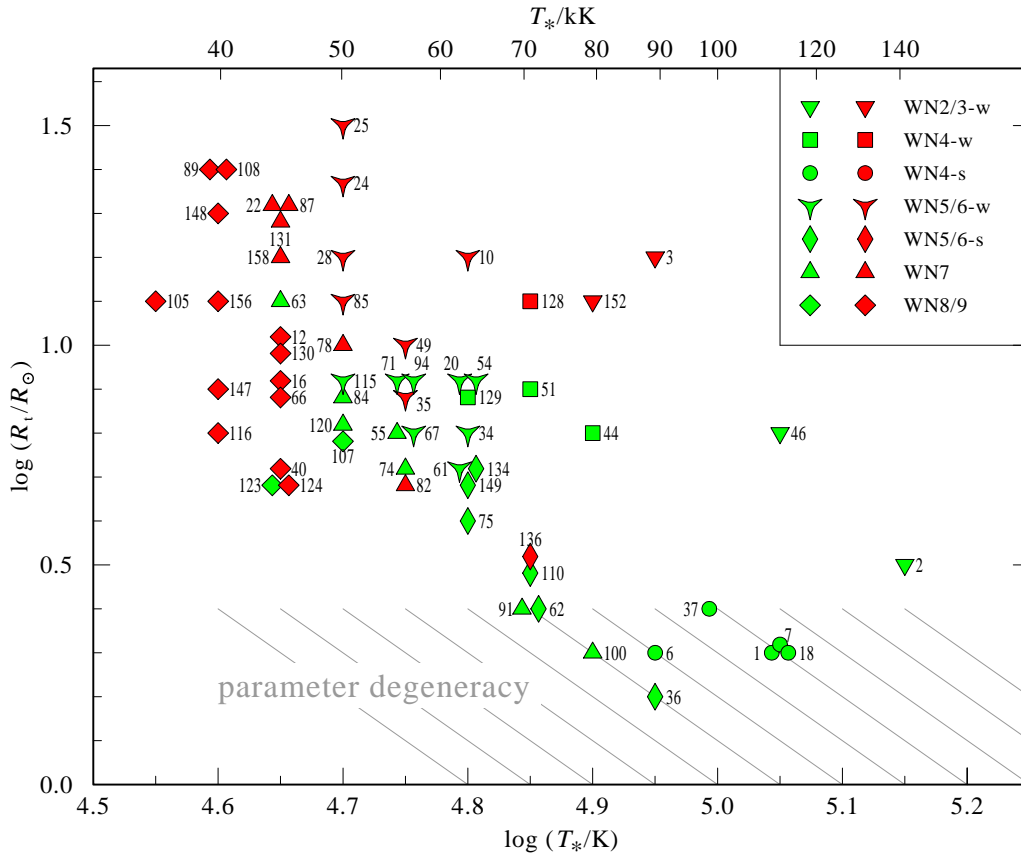
#### 4.2. The spectral energy distribution

Now we exploit the information provided by the spectral energy distribution (SED). We fit the whole SED from the UV (if IUE observations are available) to infrared wavelengths. The IR photometry ( $J$ ,  $H$ ,  $K$ ) can be found for all program stars in the 2MASS catalog. This information turns out to be extremely useful, especially for highly reddened objects. Visual photometry is taken from the WR catalog. Note that the monochromatic magnitudes  $b$ ,  $v$  as defined by Smith (1968), are used for WR photometry. The color excess in this system is related to the  $E_{B-V}$  in the Johnson system by  $E_{B-V} = 1.21E_{b-v}$ .

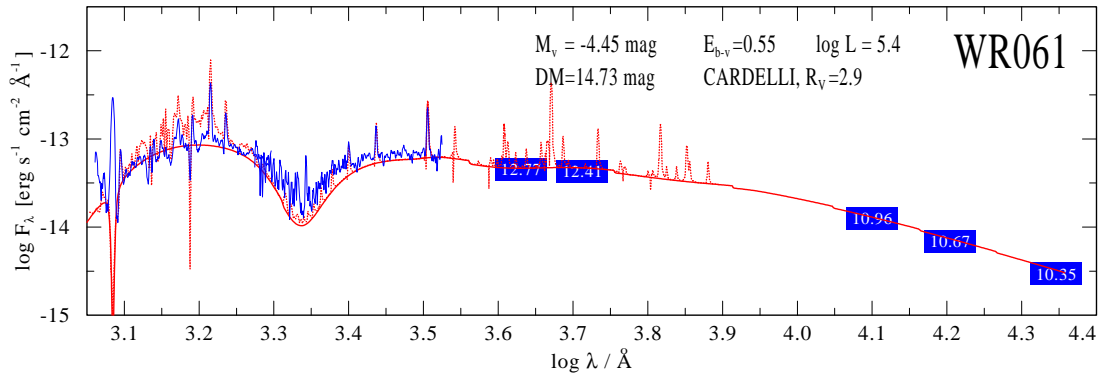
The flux from the model (as selected by the line fit described in the previous subsection) is plotted together with the observation. An example is shown in Fig. 3, while correspond-

ing plots for the whole sample of stars are included in the *online material*. In order to achieve a fit,  $E_{b-v}$  is suitably adjusted by hand (Table 2, column (7)). By default, the reddening law from Seaton (1979) is applied. It is augmented by interstellar  $L\alpha$  absorption in the UV and by the data from Moneti et al. (2001) in the IR. In cases where Seaton’s law does not allow us to reproduce the observed SED satisfactorily, we try to improve the fit with the help of anomalous reddening. The reddening laws from Cardelli et al. (1989) and from Fitzpatrick (1999) provide the adjustable parameter  $R_V = A_V/E_{B-V}$ , while in Seaton’s law  $R_V = 3.1$  is fixed. Our optimum choice for the reddening law and  $R_V$  (if applicable) is given in Table 2, column (8). Similar anomalous reddening often concerns a whole group of neighboring stars, e.g. the Car OB1 members WR 22, WR 24, and WR 25.

The chosen reddening implies extinction at the  $v$  band ( $A_v = E_{b-v}(1.21R_V + 0.36)$ , cf. Lundstrom & Stenholm 1984). Hence, when the distance modulus  $DM$  of the object is known



**Fig. 2.** Parameters of the Galactic WN stars (labels: WR-Numbers). Shown is the “transformed radius”  $R_t$  (see text) versus the stellar temperature  $T_*$ . Dark/red filled symbols refer to stars with detectable hydrogen, while light/green filled symbols denote hydrogen-free stars. The symbol shapes are coding for the spectral subtype (see inset). In the lower, hatched part of the diagram the winds are very thick, and the parameter space is degenerate such that any stars located in this part can be arbitrarily shifted parallel to the grey lines.



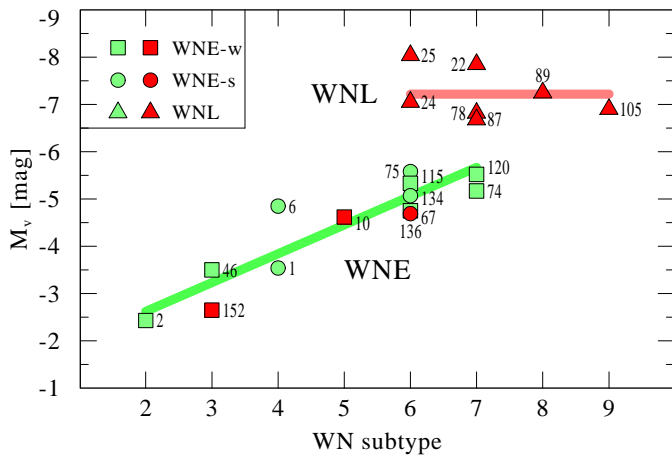
**Fig. 3.** Spectral energy distribution (SED). The IUE observation (noisy line) and photometry in  $b$ ,  $v$ ,  $J$ ,  $H$  and  $K$  (blocks labelled with magnitude) is compared with the reddened flux (smooth line: model continuum; dotted line: model spectrum with lines) from the WNE grid model 09-14 ( $T_* = 63$  kK,  $\log(R_t/R_\odot) = 0.7$ ). Reddening parameters and  $\log L$  are suitably adjusted. The adopted absolute magnitude of  $M_v = -4.45$  mag for the WN5 subtype implies a distance modulus of  $DM = 14.73$  mag.

(see below for the discussion of distances), the absolute visual magnitude  $M_v$  follows from the observed (apparent) magnitude  $v$  via  $M_v = v - DM - A_v$ . Vice versa, if  $DM$  is not known, it follows from an adopted absolute visual magnitude  $M_v$ .

The model flux is diluted according to the distance modulus  $DM$  and reddened according to the adopted reddening law and parameter(s). At the first attempt, the model flux will not match the observed flux level. Thanks to the (approximate) scalability

of the models (while the transformed radius is kept constant), the luminosity can be suitably adjusted (remember that all grid models are calculated for  $\log L/L_\odot = 5.3$ ).

The obtained stellar luminosity, radius, and mass-loss rate thus depend on the adopted stellar distance. Fortunately, about one third of the program stars are members of open clusters or associations. Those stars are identified in Table 2 by an arrow



**Fig. 4.** Absolute visual magnitudes of Galactic WN stars with known distance. The dark (red) symbols refer to stars with detectable hydrogen, while symbols with light (green) filling stand for hydrogen-free stars. The thick lines indicate the relations which we adopted for stars of unknown distance.

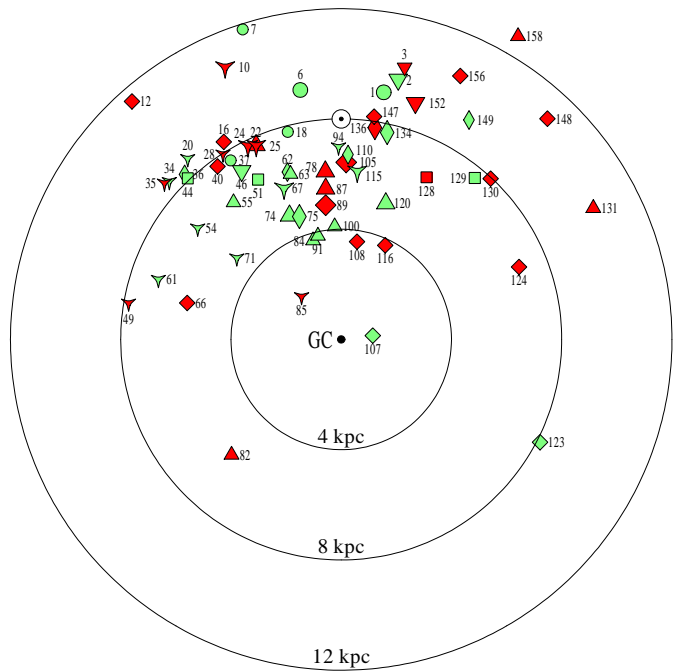
**Table 1.** Absolute magnitudes of the different WN subtypes, as adopted for stars of unknown distance

Subtype	$M_v$ [mag]
<i>hydrogen-free (WNE)</i>	
WN2	-2.62
WN3	-3.23
WN4	-3.84
WN5	-4.45
WN6	-5.06
WN7	-5.67
<i>with hydrogen (WNL)</i>	
WN6-9	-7.22

that points from column(9) to the right. For a few stars their unclear membership is discussed individually in Sect. 4.3.

The distance moduli for the cluster/association members (Table 2, column(9)) are taken from the WR catalog. Compared to Paper I, some of these distances have been revised significantly (as also discussed in Sect. 4.3 for the individual stars). The new values are not always more plausible than the older ones, but their discussion is beyond the scope of this paper. The resulting stellar parameters can be easily scaled when different distances are assumed.

The absolute visual magnitude  $M_v$  shows a nice correlation with the WN subtype (Fig. 4). However, it is important to distinguish between hydrogen-rich and hydrogen-poor stars because the WNE and WNL subclasses overlap in the WN6 and WN7 subtype according to the current classification scheme, as discussed in Sect. 3. All WNL stars seem to have a similar brightness, while for the WNE there is roughly a linear relation between  $M_v$  and subtype number. On this basis we adopt a “typical” absolute magnitude for each subtype, as given in Table 1, and apply this calibration for those stars for which the distance is not known. For these stars, the arrow between columns (9) and (10) in Table 2 points to the left, i.e. from  $M_v$  to  $DM$  corresponding to the flow of information.



**Fig. 5.** Galactic position of the analyzed WN stars. The meaning of the symbols is the same as in Fig. 2. Stars with distances known from cluster/association membership are represented by bigger symbols, while smaller symbols rely on our  $M_v$  calibration of the WN subtypes. The sun (☉) and the Galactic Center (“GC”) are indicated.

Of course, the “typical” brightness for the WNL stars must be taken with care. The three stars in the Car OB1 association WR 22, WR 24, and WR 25 might be especially bright; at least, their hydrogen abundance is outstandingly large. Without these three stars, the mean  $M_v$  of the remaining four WNL stars would be -6.91 mag, i.e. 0.31 mag fainter than adopted here (Table 1).

In Fig. 5 we plot the position of our program stars in the Galactic plane, taking the distance and the Galactic longitude (and neglecting the Galactic latitude, which is small). The location of the WN stars along the nearby spiral arms looks plausible; at least there is no obvious outlier to indicate that its distance modulus is drastically wrong.

Now with the distance modulus fixed for all program stars, we can establish the SED fits and determine the appropriate scaling factor of the model flux. Thus we obtain the stellar luminosity  $L$  and, by means of Eq. (1), the mass-loss rate  $\dot{M}$  and the stellar radius  $R_*$  as given in columns (11–13) of Table 2.

Compared to the results of Paper I, the luminosities obtained now are significantly larger, especially for the WNL stars. This is only partly due to the  $M_v$  calibration discussed above. More important, this is a consequence of the higher stellar temperatures that we derive now with the line-blanketed model atmospheres. The mass-loss rates became lower than in Paper I, simply because of the adopted clumping with  $D = 4$ .

The most characteristic property of Wolf-Rayet stars is their strong mass loss. Figure 6 shows the empirical mass-loss rate obtained for our sample. The WR mass-loss rates are key ingredients in various astrophysical models, e.g. of stellar evolution or galactic evolution. In recent years, the empirical mass-

**Table 2.** Parameters of the Galactic single WN stars

WR	Spectral subtype	$T_*$	$\log R_t$	$v_\infty$	$X_H$	$E_{b-v}$	Law <sup>a</sup>	$DM$	$M_v$	$R_*$	$\log \dot{M}^\dagger$	$\log L$	$\frac{\dot{M}v_\infty}{L/c}$	$M$
(1)	(2)	[kK]	[ $R_\odot$ ]	[km/s]	[%]	[mag]	$R_V$	[mag]	[mag]	[ $R_\odot$ ]	[ $M_\odot/\text{yr}$ ]	[ $L_\odot$ ]	(14)	[ $M_\odot$ ]
(3)	(4)	(5)	(6)	(7)	(8)	(9)	(10)	(11)	(12)	(13)	(14)	(15)	(15)	
1	WN4-s	112.2	0.3	1900	0	0.67	S	11.3	→ -3.54	1.33	-4.7	5.4	7.7	15
2	WN2-w	141.3	0.5	1800	0	0.44	C 3.0	12.0	→ -2.43	0.89	-5.3	5.45	1.7	16
3	WN3h-w	89.1	1.2	2700	20	0.35	C 3.4	12.4	← -3.23	2.65	-5.4	5.6	1.2	19
6	WN4-s	89.1	0.3	1700	0	0.12	S	11.3	→ -4.85	2.65	-4.3	5.6	11.0	19
7	WN4-s	112.2	0.3	1600	0	0.53	S	13.4	← -3.84	1.41	-4.7	5.45	5.3	16
10	WN5ha-w	63.1	1.2	1100	25	0.58	C 3.1	13.3	→ -4.62	5.61	-5.3	5.65	0.6	20
12 <sup>b</sup>	WN8h + ?	44.7	1.0	1200	27	0.80	C 3.7	14.4	← -7.22	21.1	-4.1	6.2	2.7	44
16	WN8h	44.7	0.9	650	25	0.55	C 3.4	13.2	← -7.22	19.9	-4.3	6.15	1.2	41
18	WN4-s	112.2	0.3	1800	0	0.75	C 3.6	11.5	← -3.84	1.49	-4.6	5.5	6.5	17
20	WN5-w	63.1	0.9	1200	0	1.28	S	13.8	← -4.45	5.29	-4.7	5.6	5.4	19
21	WN5 + O4-6	– composite spectrum –												
22 <sup>b</sup>	WN7h + O9III-V	44.7	1.3	1785	44	0.35	C 3.8	12.55	→ -7.85	31.5	-4.2	6.55	1.8	74
24	WN6ha-w (WNL)	50.1	1.35	2160	44	0.24	C 3.1	12.55	→ -7.05	19.9	-4.4	6.35	1.7	54
25 <sup>b</sup>	WN6h-w + ? (WNL)	50.1	1.5	2480	53	0.63	C 4.5	12.55	→ -8.04	33.4	-4.3	6.8	1.0	110
28	WN6(h)-w	50.1	1.2	1200	20	1.20	S	13.1	← -5.06	8.89	-5.0	5.65	1.3	20
31	WN4 + O8V	– composite spectrum –												
34	WN5-w	63.1	0.8	1400	0	1.18	S	14.1	← -4.45	4.72	-4.7	5.5	4.0	17
35	WN6h-w	56.2	0.9	1100	22	1.15	S	14.2	← -5.06	6.67	-4.8	5.6	2.3	19
36	WN5-s	89.1	0.2	1900	0	1.00	S	13.9	← -4.45	1.88	-4.3	5.3	23.0	13
37	WN4-s	100.0	0.4	2150	0	1.63	S	13.2	← -3.84	1.88	-4.6	5.5	9.3	17
40	WN8h	44.7	0.7	650	23	0.40	C 3.4	13.3	← -7.22	17.7	-4.1	6.05	2.5	35
44	WN4-w	79.4	0.8	1400	0	0.62	C 3.6	13.9	← -3.84	3.15	-5.0	5.55	1.9	18
46	WN3p-w	112.2	0.8	2300	0	0.30	F 3.6	13.05	→ -3.50	2.11	-5.1	5.8	1.6	25
47	WN6 + O5V	– composite spectrum –												
49	WN5(h)-w	56.2	1.0	1450	25	0.80	S	15.0	← -4.45	5.29	-5.0	5.4	3.2	15
51	WN4-w	70.8	0.9	1500	0	1.40	S	12.9	← -3.84	3.75	-5.0	5.5	2.3	17
54	WN5-w	63.1	0.9	1500	0	0.82	S	14.1	← -4.45	5.29	-4.8	5.6	3.0	19
55	WN7 (WNE-w)	56.2	0.8	1200	0	0.65	C 3.6	13.5	← -5.67	8.39	-4.4	5.8	3.5	25
61	WN5-w	63.1	0.7	1400	0	0.55	C 2.9	14.7	← -4.45	4.21	-4.7	5.4	5.9	15
62	WN6-s	70.8	0.4	1800	0	1.73	S	12.2	← -5.06	3.54	-4.2	5.45	19.0	16
63	WN7 (WNE-w)	44.7	1.1	1700	0	1.54	C 3.1	12.2	← -5.67	11.2	-4.6	5.65	5.3	20
66	WN8(h)	44.7	0.9	1500	5	1.00	S	14.8	← -7.22	19.9	-3.9	6.15	6.2	41
67	WN6-w	56.2	0.8	1500	0	1.05	S	12.6	→ -4.75	5.29	-4.6	5.4	6.8	15
71	WN6-w	56.2	0.9	1200	-	0.38	F 2.5	14.0	← -5.06	7.06	-4.7	5.65	2.7	20
74	WN7 (WNE-w)	56.2	0.7	1300	0	1.50	S	13.0	→ -5.17	5.29	-4.6	5.4	7.2	15
75	WN6-s	63.1	0.6	2300	0	0.93	S	13.0	→ -5.58	5.94	-4.1	5.7	19.0	22
78	WN7h	50.1	1.0	1385	11	0.47	S	11.5	→ -6.82	16.7	-4.2	6.2	2.6	44
82	WN7(h)	56.2	0.7	1100	20	1.00	S	15.5	← -7.22	14.9	-4.0	6.3	3.1	51
84	WN7 (WNE-w)	50.1	0.9	1100	0	1.45	S	13.3	← -5.67	8.89	-4.6	5.65	3.2	20
85	WN6h-w (WNL)	50.1	1.1	1400	40	0.82	C 3.5	14.1	← -7.22	21.1	-4.2	6.4	1.7	59
87	WN7h	44.7	1.3	1400	40	1.70	S	12.3	→ -6.68	18.8	-4.6	6.1	1.4	38
89	WN8h	39.8	1.4	1600	20	1.58	S	12.3	→ -7.25	26.5	-4.5	6.2	1.7	44
91	WN7 (WNE-s)	70.8	0.4	1700	0	2.12	S	13.2	← -5.67	5.00	-4.0	5.75	14.2	23
94	WN5-w	56.2	0.9	1300	-	1.49	C 3.4	10.1	← -4.45	6.67	-4.7	5.6	3.2	19
100	WN7 (WNE-s)	79.4	0.3	1600	0	1.50	S	13.0	← -5.67	3.97	-4.1	5.75	12.6	23
105	WN9h	35.5	1.1	800	17	2.15	S	11.0	→ -6.90	21.1	-4.5	5.8	2.2	25
107	WN8	50.1	0.8	1200	-	1.41	C 3.7	14.6	← -7.22	16.7	-4.0	6.2	3.9	44
108	WN9h	39.8	1.4	1170	27	1.00	S	13.3	← -7.22	25.1	-4.6	6.15	1.0	41
110	WN5-s	70.8	0.5	2300	0	0.90	C 3.5	10.6	← -4.45	3.15	-4.3	5.35	23.2	14
115	WN6-w	50.1	0.9	1280	0	1.50	S	11.5	→ -5.33	8.89	-4.5	5.65	4.3	20

(to be continued)

Table 2. (continued)

WR	Spectral subtype	$T_*$	$\log R_t$	$v_\infty$	$X_H$	$E_{b-v}$	Law <sup>a</sup>	$DM$	$M_v$	$R_*$	$\log \dot{M}^\dagger$	$\log L$	$\frac{\dot{M}v_\infty}{L/c}$	$M$
(1)	(2)	[kK]	[ $R_\odot$ ]	[km/s]	[%]	[mag]	$R_V$	[mag]	[mag]	[ $R_\odot$ ]	[ $M_\odot/\text{yr}$ ]	[ $L_\odot$ ]	(14)	[ $M_\odot$ ]
		(3)	(4)	(5)	(6)	(7)	(8)	(9)	(10)	(11)	(12)	(13)	(14)	(15)
116	WN8h	39.8	0.8	800	10	1.75	S	13.4	←-7.22	21.1	-4.0	6.0	3.9	33
120	WN7 (WNE-w)	50.1	0.8	1225	0	1.25	S	12.7	→-5.52	8.39	-4.4	5.6	5.7	19
123	WN8 (WNE-w)	44.7	0.7	970	0	0.75	C 2.8	15.7	←-7.22	17.7	-4.0	6.05	5.5	35
124	WN8h	44.7	0.7	710	13	1.08	C 2.9	14.6	←-7.22	16.7	-4.1	6.0	3.0	33
127	WN3 + O9.5V	– composite spectrum –												
128	WN4(h)-w	70.8	1.1	2050	16	0.32	C 3.6	12.9	←-3.84	3.54	-5.2	5.45	2.2	16
129	WN4-w	63.1	0.9	1320	0	0.85	S	13.6	←-3.84	3.75	-5.1	5.3	2.8	13
130	WN8(h)	44.7	1.0	1000	12	1.46	S	13.8	←-7.22	22.1	-4.2	6.25	1.8	47
131	WN7h	44.7	1.3	1400	20	1.15	S	14.9	←-7.22	23.7	-4.4	6.3	1.3	51
133	WN5 + O9I	– composite spectrum –												
134	WN6-s	63.1	0.7	1700	0	0.47	C 3.4	11.2	→-5.07	5.29	-4.4	5.6	7.8	19
136	WN6(h)-s	70.8	0.5	1600	12	0.45	S	10.5	→-4.69	3.34	-4.5	5.4	10.9	15
138	WN5-w + B?	– composite spectrum –												
139	WN5 + O6II-V	– composite spectrum –												
141	WN5-w + O5V-III	– composite spectrum –												
147	WN8(h) + B0.5V	39.8	0.9	1000	5	2.85	S	10.4	←-7.22	29.8	-3.8	6.3	3.6	51
148 <sup>b</sup>	WN8h + B3IV/BH	39.8	1.3	1000	15	0.83	C 3.0	14.4	←-7.22	26.5	-4.5	6.2	1.0	44
149	WN5-s	63.1	0.7	1300	0	1.42	S	13.3	←-4.45	3.97	-4.7	5.35	5.2	14
151	WN4 + O5V	– composite spectrum –												
152	WN3(h)-w	79.4	1.1	2000	13	0.50	C 3.2	12.2	→-2.65	2.23	-5.5	5.25	1.7	12
155	WN6 + O9II-Ib	– composite spectrum –												
156	WN8h	39.8	1.1	660	27	1.22	S	13.3	←-7.22	23.7	-4.5	6.1	0.9	38
157	WN5-w (+B1III)	– composite spectrum –												
158	WN7h + Be?	44.7	1.2	900	30	1.08	S	14.3	←-7.22	25.1	-4.5	6.35	0.7	54

<sup>a</sup> Column (8) Applied reddening law: S = Seaton (1979), C = Cardelli et al. (1989), F = Fitzpatrick (1999); for the last two, the given number is the adopted  $R_V$

<sup>b</sup> Binary system in which the non-WR component contributes more than 15% of the flux in the visual

<sup>†</sup> Mass-loss rates are for an adopted clumping factor of  $D = 4$

loss formula from Nugis & Lamers (2000) has become the most popular. We plot their relation in Fig. 6 for comparison. The WNE stars should be described by the upper line, while most WNL stars should lie between that relation and the lower line, according to their hydrogen abundance between zero and 40% (mass fraction). For WNE stars, the formula roughly gives the observed mass-loss rates. But the scatter is large, and there is actually not much of a correlation between  $\dot{M}$  and  $L$ . The same holds for the WNL stars. Even worse, most observed mass-loss rates of the latter are significantly lower than described by the Nugis & Lamers formula. We conclude that more parameters (in addition to  $L$  and  $X_H$ ) are involved in controlling the mass loss from WN stars.

Note that the empirical mass-loss rates scale inversely with the square root of the adopted clumping contrast, i.e.  $\dot{M} \propto D^{-1/2}$ . Our choice of  $D = 4$  is rather conservative. There are indications that the clumping is actually even stronger, and hence the mass-loss rates might still be over-estimated generally by a factor of 2 or 3.

We also calculate the ratio between the wind momentum and the momentum of the radiation field,  $\eta = \dot{M}v_\infty c/L$  (column (14)). This number cannot exceed unity for a radiation-

driven wind if each photon can only be scattered (or absorbed) by *one* spectral line. Models accounting for *multiple scattering* are not bound to that limit. The first fully self-consistent hydrodynamical model for a Wolf-Rayet star has been presented only recently by Gräfener & Hamann (2005). Their model for the WC5 prototype star WR 111 exceeds the single-scattering limit moderately ( $\eta = 2.54$ ). WNL models presently under construction (Gräfener & Hamann, in preparation) achieve “efficiency numbers”  $\eta$  between 1 and 2, typically. Our empirical values for  $\eta$  are quite different for the different subclasses; the arithmetic mean for the WNE-w and WNL subclasses is 3.4 and 2.2, respectively. This is nearly reached by the self-consistent models (the remaining difference might be attributed to incomplete opacities). However, the mean  $\eta$  of the WNE-s subclass is 12.5, which is much higher than any of our radiation-driven models can explain so far.

Remember that in Paper I we arrived at much higher values for  $\eta$  (9, 9, and 29 for the WNL, WNE-w, and WNEs subclass, respectively). The smaller “efficiency numbers” result from the combined effect of higher luminosities (due to line-blanketing) and lower mass-loss rates (due to clumping). Even



higher clumping contrast could perhaps reduce  $\eta$  by another factor of two.

For completeness we derive a stellar mass from the luminosity by means of the mass-luminosity relation for helium stars from Langer (1989). Note that this relation might not be adequate for stars showing hydrogen.

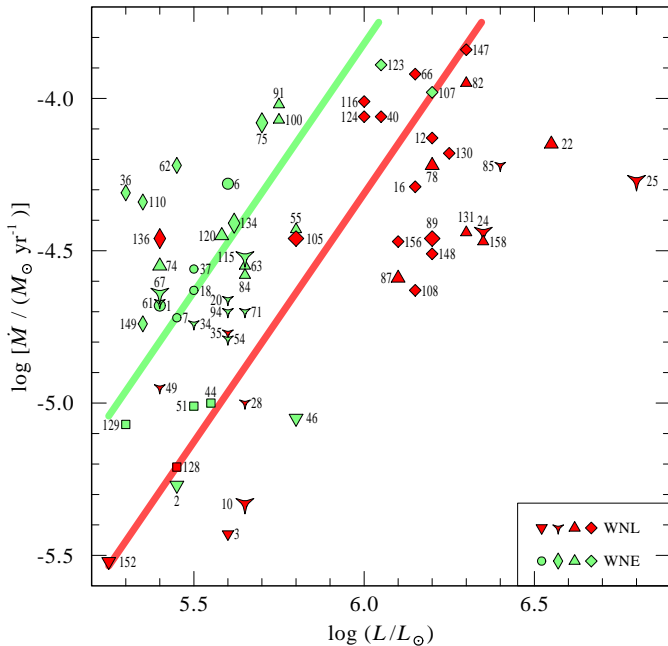
The discussion of the luminosities is deferred to Sect. 5 in the context of stellar evolution. First we comment on the individual stars of our program, as far as they deserve special remarks.

#### 4.3. Comments on individual stars

**WR 1** belongs to the Cas OB7 association, for which the distance modulus has been revised from  $DM = 12.1$  mag, as used in Paper I, to 11.3 mag (Garmany & Stencel 1992).

**WR 2** is marked as a visual binary in the WR catalog. But according to Hipparcos, the companion is at 13.8'' separation and should therefore not contaminate the observed spectra.

A short glance at the atlas of Galactic WN spectra (Hamann et al. 1995) reveals that this weak-lined WN2 star is unique with respect to the shape of its line profiles. Such round profiles are not reproduced by any of our models, unless very rapid rotation is assumed. Figure 7 compares observed line profiles of WR 2 with model profiles before and after flux convolution (which is only a very crude approach to a rotating wind, admittedly) with 1900 km/s rotational velocity. Note that WR 2, the only Galactic star classified as WN2, is the hottest



**Fig. 6.** Empirical mass-loss rate versus luminosity for the Galactic WN stars. Dark (red) filled symbols refer to stars with detectable hydrogen (WNL), while light (green) filled symbols denote hydrogen-free stars (WNE). The thick straight lines correspond to the mass loss – luminosity relation proposed by Nugis & Lamers (2000) for hydrogen-free WN stars (upper line) and for a hydrogen mass fraction of 40% (lower line).

( $T_* = 140$  kK) and most compact ( $R_* = 0.89 R_\odot$ ) star of our sample. A rotational velocity of 1900 km/s would imply that the star is spinning at its break-up limit.

**WR 3** is classified as WN3+O4 in the WR catalog, but there is not much evidence for its binary status. Neither Massey & Conti (1981) nor Marchenko et al. (2004) could confirm the previously claimed periodic radial velocity variation. Our spectral fit gives no evidence of a binary contamination. Thus we consider WR 3 as a single star.

From our subtype calibration of  $M_v$  we infer a distance of  $DM = 12.36$  mag, which is considerably smaller than the 13.17 mag obtained by Arnal & Roger (1997) from studying the interstellar medium towards WR 3. If their distance is right, WR 3 would be unusually bright for its spectral subtype.

In contrast to Paper I, we find that a model with about 20% hydrogen gives a slightly better fit of the H/He blends with H $\alpha$  and H $\beta$  than do hydrogen-free models, supporting the corresponding result of Marchenko et al. (2004). We therefore change the spectral type to WN3h-w.

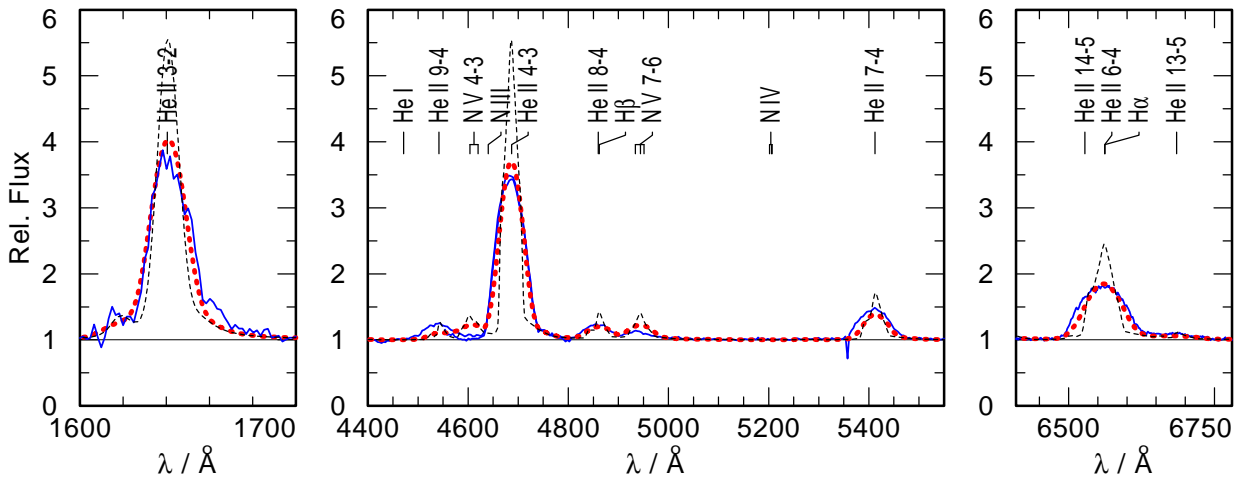
The stellar temperature that we obtain (89 kK) is somewhat higher than the 77 kK given by Marchenko et al. (2004). We also obtain a higher luminosity (by 0.2dex), due to the higher absolute visual magnitude that we adopt for this subtype.

**WR 6** shows considerable photometric, spectral, and polarimetric variability with a period of about 3.7 d; but this period is unstable, and there are also epochs without variations. Morel et al. (1997) presented arguments for why the variability cannot be attributed to the presence of a compact companion, but is instead due to the rotation of a structured wind. Its X-ray flux is strong for a single WN star, but too low for a high-mass X-ray binary and within the usual  $L_X$ - $L_{bol}$ -relation for single O stars (Oskinova 2005). The radio spectrum is thermal (Dougherty & Williams 2000). Hence we consider WR 6 as a single star.

**WR 10** is designated as a visual binary, with spectral type WN5ha (+A2V), in the WR catalog. However, the companion A star (for its spectrum, see Niemela et al. 1999) is at 3.7'' separation and 1.7 mag fainter (Hipparcos photometry). Therefore a spectral contamination should be small even when the companion is within the aperture of the instrument. Our models can fit the SED and the line spectrum perfectly.

**WR 12** is classified as WN8h+?, based on radial velocity variations (Niemela 1982; Rauw et al. 1996) and the eclipse lightcurve (Lamontagne et al. 1996) with a period of 23.9 d. However, no lines from the companion are seen (SB1). As our models reproduce the line spectrum and the SED (the latter with anomalous reddening), we assume that the spectrum is not contaminated, but the star might have evolved in a close binary system.

As the membership in the cluster Bo7 is only “possible” (Lundstrom & Stenholm 1984), we instead assume the typical WN8 brightness for that star and deduce the spectroscopic distance. Our reddening estimate compares well with the average reddening of the cluster ( $E_{b-v} = 0.74$  mag), but the cluster distance ( $DM = 13.8$  mag) would result in an 0.6 mag fainter  $M_v$  than the “typical” WN8 brightness from our subtype calibration.



**Fig. 7.** Observed line profiles of WR 2 (solid line), compared to a model without rotation (dashed) and after convolution corresponding to  $v_{\text{rot}} \sin i = 1900$  km/s (dotted).

**WR 16** shows substantial, but not periodic photometric variability (Balona et al. 1989), and polarimetric evidence of a non-spherical outflow (Schulte-Ladbeck 1994). The thermal radio spectral index (Dougherty & Williams 2000) and the non-detection of X-rays (Oskinova 2005) speak against binarity. WR 16 has been analyzed in detail with line-blanketed models by Herald et al. (2001). We adopt  $v_{\infty}$  and  $X_{\text{H}}$  from that paper. Their analysis agrees well with our present results, except that they assume a different absolute visual magnitude for that spectral subtype.

**WR 18** is considered by Lundstrom & Stenholm (1984) as a “possible” member of the Car OB1 association ( $DM = 12.55$  mag). However, with the typical brightness from our subtype calibration, the star appears much closer ( $DM = 11.5$  mag). Therefore we reject the membership. On the other hand, its reddening,  $E_{b-v} = 0.75$  mag, is even higher than the typical reddening in Car OB1 (cf. the definite members WR 22, WR 24, and WR 25).

**WR 21**, classified as WN5 + O4-6, is a SB2 spectroscopic binary with a well-known period of 8.25 d, showing weak O-star absorption features moving in antiphase to the WR emission lines (Niemela & Moffat (1982). Lamontagne et al. (1996) use the eclipse lightcurve to derive that 84% of the visual brightness must be attributed to the O star companion. Therefore we must omit that star from our present analysis.

**WR 22**, classified as WN7h+O9III-V in the WR catalog, is definitely a SB2 binary with a period of  $P = 80.4$  d. The object has a thermal radio spectrum (Dougherty & Williams 2000) and strong X-ray emission (Oskinova 2005). From the diluted O star absorption lines visible in the composite spectrum, Rauw et al. (1996) estimate that the O star companion contributes about 1/8 to the the flux in the visual. We ignore this contribution in our spectral analysis. The stellar temperature that we obtain is about 10 kK higher than from previous, un-blanketed analyses (Paper I, and Crowther et al. 1995b). We adopt the hydrogen abundance of 44% by mass from the latter work, while our Paper I arrived at a slightly lower value (40%).

WR 22 is a definite member of Car OB1 (Lundstrom & Stenholm (1984). The reddening parameters from our analysis conform closely with the anomalous reddening of that region. The distance of the Car OB1 association has been increased considerably from  $DM = 12.1$  mag as used in Paper I to 12.55 mag (Massey & Johnson 1993). With this revised distance, WR 22 becomes very luminous. Simple application of the mass-luminosity relation for helium stars yields a stellar mass of  $74 M_{\odot}$ , while from the binary orbit the mass of the WR component has been determined to  $72 M_{\odot}$  (Rauw et al. 1996) or  $55 M_{\odot}$  (Schweickhardt et al. 1999).

**WR 24** is also a Car OB1 member, and the revised distance leads to a very high luminosity, as in the case of WR 22.

**WR 25** is classified as WN6h+O4f in the WR catalog, but its binary status remains debated. The photometric and polarization variability is small and stochastic (Drissen et al. 1992). Raassen et al. (2003) found no X-ray variations over the history of X-ray astronomy. Only very recently, the detection of radial velocity variations with a period of about 200 days has been reported (Gamen & Gosset, private communication).

The line spectrum of WR 25 can be perfectly matched by our single-star model, including the absorption features. However, the bright near-IR photometry makes it difficult to fit the SED. As already stated by Crowther et al. (1995b) this requires an anomalous reddening law with large parameter  $R_v$ . Note that this is also the case for the neighboring stars in Car OB1, WR 22 and WR 24, but less extreme (see Table 2). WR 25 is also affected by the upward revision of the distance to the Car OB1 association (see WR 22).

The stellar temperature we obtain is drastically higher (50 kK) than found in the previous, un-blanketed analyses (Paper I: 36 kK, Crowther et al. 1995b: 31 kK). The consequence of the increased distance, high (anomalous) reddening and the revised stellar temperature is a luminosity of  $\log L/L_{\odot} = 6.8$ , which would advance WR 25 to the most-luminous galactic WR star and to one of the most-luminous stars of our whole Galaxy. If WR 25 is indeed that luminous, its paramount X-ray brightness is just in line with the usual  $L_X$ - $L_{\text{bol}}$ -relation

for single O stars (Oskinova 2005). No conclusion can be drawn from the radio spectral index of WR 25 (Dougherty & Williams 2000).

Alternatively, the high near-IR flux could be attributed to a cool companion. If a blackbody of 5 kK is assumed to contribute to the near-IR, the SED can be fitted with much lower reddening, and the deduced stellar luminosity is only  $\log L/L_{\odot} = 5.8$  (see Hamann & Gräfener 2006).

As revealed by observations with the Spitzer Space Telescope, the mid-IR ( $\lambda > 10\mu\text{m}$ ) spectrum of WR 25 is dominated by strong emission that cannot be attributed to the WR star (Barniske et al. 2006).

We decide to keep WR 25 in our analyzed sample, as the visual spectrum is not contaminated by a binary. However, reddening and derived luminosity are uncertain, and we leave the star out of the sample when comparing it with tracks for single-star evolution.

**WR 28** has never been analyzed before. It is classified as WN6(h)+OB? in the WR catalog, but the binary suspicion seems to be based only on the weakness (“dilution”) of the emission lines. As our models can reproduce the observed spectrum, we conclude that there is no evidence of binarity. For the  $M_v$  calibration, we put WR 28 in the hydrogen-free WNE6-w subclass. Its hydrogen content is low, and adopting the high brightness of WNL stars would imply an implausible luminosity and distance for this star.

**WR 31**, classified as WN4 + O8V in the WR catalog, is an SB2 system (Gamen & Niemela 1999) with a period of 4.8 d, and it also has a visual companion that is 2.5 HIPPARCOS magnitudes fainter at 0.6'' separation. Lamontagne et al. (1996) use the eclipse lightcurve to derive that 72% of the visual brightness must be attributed to the O star companion. Therefore we must omit that star from our present analysis.

**WR 35** is classified as WN6h + OB? in the WR catalog, but the suspicion of binarity seems to be based only on the weakness (“dilution”) of the emission lines. As our models can reproduce the observed spectrum, we conclude that there is no evidence of binarity.

**WR 36** is classified as WN5-6 + OB? in the WR catalog, but the suspicion of binarity seems to be based only on the weakness (“dilution”) of the emission lines. As our models can reproduce the observed spectrum, we conclude that there is no evidence of binarity. The spectrum shows no N III lines, therefore we change the classification to WN5 in accordance with Smith et al. (1996).

**WR 40** shows a large variability in all spectral bands and in polarimetry. Matthews & Moffat (1994) conclude that the apparently chaotic variations are in fact harmonics of two periods. The variability might indicate the presence of a compact companion, but the absence of X-ray emission (Oskinova 2005) speaks against such assumption. Herald et al. (2001) have analyzed WR 40 with line-blanketed models, including the determination of various elemental abundances. We adopt  $v_{\infty}$  and  $X_{\text{H}}$  from that paper. The stellar temperature they obtain is similar to our result. Their value for  $\log L$  is lower because they

assume a lower absolute magnitude for that subtype than our subtype calibration predicts.

**WR 44** is classified as WN4 + OB? in the WR catalog, but the binary suspicion seems to be based only on the weakness (“dilution”) of the emission lines. As our models can reproduce the observed spectrum, we conclude that there is no evidence of binarity.

**WR 46** is classified as WN3p+OB? in the WR catalog. A radial velocity period of 0.31 d was found by Niemela et al. (1995) and later revised by Marchenko et al. (2000) to 0.329 d. Both papers propose an evolved binary with a neutron star companion and an accretion disk. Additionally, Steiner & Diaz (1998) found a photometric period of 7.46 d. Veen et al. (2002) favor a non-radial pulsator instead of the binary scenario. In X-rays WR 46 is unusually bright for a WNE star, but this agrees with the usual  $L_X$ - $L_{\text{bol}}$ -relation for single O stars (Oskinova 2005). The stellar spectrum does not appear to be composite. We consider WR 46 as a single star until the binary status is eventually confirmed.  $v_{\infty} = 2300$  km/s is kept from Paper I, because our fits indicate that the 2450 km/s from Crowther et al. (1995d) is somewhat too high.

According to Tovmassian et al. (1996), WR 46 is a member of the Cru OB4.0 association, and therefore the  $DM$  was slightly revised from  $DM = 13.0$  mag to 13.05 mag.

**WR 47**, classified as WN6 + O5V in the WR catalog, is an SB2 system (Gamen & Niemela 1999) with a period of 6.2 d. Lamontagne et al. (1996) derive from the eclipse lightcurve that 61% of the visual brightness must be attributed to the O star companion. Therefore we must omit that star from our present analysis.

**WR 51** is classified as WN4 + OB? in the WR catalog, but the binary suspicion seems to be based only on the weakness (“dilution”) of the emission lines. As our models can reproduce the observed spectrum, we conclude that there is no evidence of binarity.

The WR catalog lists WR 51 as a possible member of the Anon Cen OB association. However, Lundstroem & Stenholm (1984) already noted that this star has much higher reddening. Our analysis yields  $E_{b-v} = 1.4$  while the average reddening in Anon Cen OB is  $E_{b-v} = 0.22$  (Lundstroem & Stenholm 1984), thus confirming that WR 51 is a background object.

**WR 63** has not been analyzed before. It is classified as WN7 + OB in the WR catalog, but the binary suspicion seems to be based only on the weakness (“dilution”) of the emission lines and the presence of absorption features. As our models can reproduce the observed spectrum, we conclude that there is no evidence of binarity.

**WR 66** is classified as WN8(h) + cc? in the WR catalog. From the observed variability, Antokhin et al. (1995) suggest the possible existence of a compact companion spiraling in towards the WR star. In contrast, Rauw et al. (1996) favor the non-radial pulsation aspect as proposed for many WN8. We conclude that the evidence of close binarity is insufficient. The star also has a visual companion, 1.05 HIPPARCOS magnitudes fainter and separated by 0.4''.

Lundstroem & Stenholm (1984) and the WR catalog list WR 66 as a possible member of the association Anon Cir OB1. While the reddening would be compatible, the distance module of Cir OB1 (12.57 mag) would lead to an atypically low brightness for a WN8 subtype. Therefore we instead consider WR 66 as a background object.

**WR 67** is classified as WN6 + OB? in the WR catalog, but the binary suspicion seems to be based only on the weakness (“dilution”) of the emission lines. As our models can reproduce the observed spectrum, we conclude that there is no evidence of binarity. WR 67 belongs to the Cir OB1 association, for which the distance has been slightly revised from  $DM = 12.8$  mag to 12.6 mag (Lortet et al. 1987).

**WR 71**, classified as WN6 + OB? in the WR catalog, is suspected as a binary because of “diluted emission lines” and because Isserstedt et al. (1983) found a photometric and spectroscopic period of 7.69 d. Balona et al. (1989) could confirm the photometric variability, but found large scatter from a periodicity. Marchenko et al. (1998b) could not even see any variability. We consider the evidences of binarity as not being sufficient. As we have no optical spectrum of WR 71 at our disposal, the analysis was based on the IUE data and no hydrogen abundance could be determined.

**WR 78** is quoted here with a hydrogen abundance of 11% by mass from Crowther et al. (1995b), while our Paper I gives a slightly higher value (15%).

**WR 85** has not been analyzed before. It is classified as WN6h + OB? in the WR catalog, but the binary suspicion seems to be based only on the weakness (“dilution”) of the emission lines. As our models can reproduce the observed spectrum, we conclude that there is no evidence of binarity. The VB (visual binary) noted in the WR catalog refers to a bright ( $V = 6.5$  mag) G star that is 15'' apart and should not confuse the observed spectra.

**WR 87** is classified as WN7h + OB in the WR catalog, but the binary suspicion seems to be based only on the weakness (“dilution”) of the emission lines and spectral absorption features. As our models can reproduce the observed spectrum, we conclude that there is no evidence of binarity.

**WR 89** is classified as WN8h + OB in the WR catalog, but the binary suspicion seems to be based only on the weakness (“dilution”) of the emission lines and spectral absorption features. The radio spectral index is thermal (Dougherty & Williams 2000). As our models can reproduce the observed spectrum, we conclude that there is no evidence of binarity. The visual companion (“VB”) mentioned in the WR catalog is 10'' away and too faint to confuse the observation.

**WR 94** is new in our sample. The observations available to us do not allow determination of the hydrogen abundance.

**WR 105**, one of the two WN9h stars in our sample, shows a non-thermal radio spectral index (Dougherty & Williams 2000), but as there are no other indications of binarity we consider it as a single star.

**WR 107** is new in our sample. The observations available to us do not allow determination of the hydrogen abundance.

**WR 108** is classified as WN9h + OB in the WR catalog. However, no radial variations were found by Lamontagne et al. (1983). The binary suspicion seems to be based only on the weakness (“dilution”) of the emission lines and spectral absorption features. As our spectral fit is perfectly able to reproduce the SED and the line spectrum, we conclude that there is no evidence of a luminous companion. The same conclusion was drawn by Crowther et al. (1995a), who presented a detailed analysis of that star. However, their un-blanketed analysis (as well as ours in Paper I) gave a significantly lower  $T_*$  ( $\approx 30$  kK) than the 40 kK obtained in the present paper. Consequently, we obtain a higher luminosity. In agreement with Crowther et al. (1995a), we do not consider WR 108 as a member of Sgr OB1 ( $DM = 11.0$  mag), but assume the  $M_v$  from our subtype calibration.  $v_\infty$  and  $X_H$  are taken from Crowther et al. (1995a).

**WR 110** requires an anomalous reddening to fit the SED, which shows relatively high flux in the near-IR. Its X-ray flux is strong for a single WN star, but lies on the usual  $L_X$ - $L_{bol}$ -relation for single O stars (Oskinova 2005). As there are no further indications of binarity, we consider the star as single. We classify this star as WN5 (WR catalog: WN5-6).

This star is listed in Lundstroem & Stenholm (1984) as a possible member of the Sgr OB1 association ( $DM = 11.0$  mag). As we generally do not adopt such “possible” memberships, we consider the distance as unknown and employ the  $M_v$  from our subtype calibration instead. However, it turns out that the obtained distance ( $DM = 10.6$  mag) is similar to the Sgr OB1 value. For the color excess  $E_{b-v}$ , we obtain 0.90 mag, while Lundstroem & Stenholm (1984) give 0.6 mag as average for that region of the association. Thus the question of the membership remains open.

**WR 115** is classified as WN6 + OB? in the WR catalog, but the binary suspicion seems to be based only on the weakness (“dilution”) of the emission lines. As our models can reproduce the observed spectrum, we conclude that there is no evidence of binarity. WR 115 belongs to the Ser OB1 association, for which the distance has been slightly revised from  $DM = 11.7$  mag to 11.5 mag (Hillenbrand et al. 1993).

**WR 120** is a “possible” member of the open cluster Do 33 (Lundstroem & Stenholm 1984). Adopting the distance of that cluster yields an absolute visual magnitude for that star, which is in nice agreement with our subtype calibration. Moreover, we find a color excess  $E_{b-v}$  of 1.25 mag, almost identical with the average cluster reddening (1.3 mag, Lundstroem & Stenholm 1984). Thus WR 120 is most likely a true cluster member.

**WR 123** is a WN8 star with unclear binary status. Moffat & Shara (1986) report a photometric variability and two visual companions at 5'' and 18'' apart, which are too faint to cause the observed variations. Therefore they discuss the possibility of a compact companion. Alternatively, Marchenko et al. (1998b) and Marchenko & Moffat (1998) attribute the variability to non-radial pulsations. We consider WR 123 as a single star.

**WR 124** is of WN8h subtype and very similar in variability to WR 123. It also remains in our single-star sample as the evidence of binarity is weak. The hydrogen abundance from Paper I has been confirmed by Crowther et al. (1995b).

**WR 127** is an SB2 binary system (WN3 + O9.5V) with a period of 9.6 d. Lamontagne et al. (1996) use the eclipse lightcurve to derive that 58% of the visual brightness must be attributed to the O star companion. Therefore we must omit that star from our present analysis.

**WR 128** is classified as WN4(h)+OB? in the WR catalog. Antokhin and Cherepashchuk (1985) found this star to be photometric variable with  $P = 3.871$  d and eclipses in the V band. They concluded that a neutron star with an optical bright accretion disk accompanies the WR star. We consider WR 128 as a single star until a compact companion has been confirmed. The hydrogen abundance and  $v_\infty$  in Table 2 are taken from the analysis by Crowther et al. (1995d).

**WR 131** is classified as WN7h + OB in the WR catalog, but the binary suspicion seems to be based only on the weakness (“dilution”) of the emission lines and the presence of absorption features. As our models can reproduce the observed spectrum, we conclude that there is no evidence of binarity.

**WR 133**, classified as WN5 + O9I, is a SB2 binary system with a period of 112 d. According to Underhill & Hill (1994), the O star contributes between 11% and 70% to the total visual brightness. Because of this contamination we omit this star from the analyzed sample.

**WR 134** is a WN6 with reported spectral variability on a period of 2.25 d. Morel et al. (1999) extensively discuss two alternative origins, a compact companion or a rotationally modulated anisotropic outflow. They conclude that the latter hypothesis leads to better consistency with the observations. The X-ray luminosity is rather low, and the radio spectral index (cf. Dougherty & Williams 2000) is thermal. Therefore we decide to keep WR 134 in our sample of single stars.

WR 134 belongs to the Cyg OB3 association, for which the distance has been revised from  $DM = 11.6$  mag to 11.2 mag (Garmany & Stencel 1992).

**WR 136** shows, like WR 134, significant spectral variability. Koenigsberger et al. (1980) found a period of 4.5 d and concluded that the star might have a neutron star companion. Antokhin & Cherepashchuk (1985) revised the period to 4.57 d, while Robert et al. (1989) could not confirm the periodicity from polarization measurements. The X-ray luminosity is rather low, and the radio spectral index (cf. Dougherty & Williams 2000) is thermal. Therefore we decide to keep WR 136 in our sample of single stars.

WR 136 belongs to the Cyg OB1 association, for which the distance has been drastically reduced by Garmany & Stencel (1992) from  $DM = 11.3$  mag to 10.5 mag.

**WR 138** is classified as WN5w + B? in the WR catalog. It is a long-period SB2 (Lamontagne et al. 1982: 1763 d; Annuik (1990: 1538 d). According to Lamontagne et al. (1982), both stars are of similar brightness. Our fits can perfectly reproduce the spectral energy distribution from UV to IR. However,

the observed spectrum clearly shows absorption features at He I 4471 and He I 5876 that are obviously due to the OB companion. These features have equivalent widths as expected from a B0.5Ia star alone. Thus we cannot exclude that the visual flux is strongly contaminated by the companion. Therefore we exclude WR 138 from our sample of analyzed single-star spectra.

WR 138 also shows short-term variability, which has been attributed to a close compact companion (period 2.33 d), making it a triple system (Lamontagne et al. 1982). However, such line profile variations are more likely due to the stellar wind dynamics. The X-ray flux of WR 138 is strong for a single WN star, but lies on the usual  $L_X$ - $L_{\text{bol}}$ -relation for single O stars (Oskinova 2005).

The visual companion mentioned in the WR catalog is at 0.865'' separation and about 2.87 HIPPARCOS magnitudes fainter and should not confuse the observations.

**WR 139**, better known as V444 Cyg, is a WN5 + O6III-V spectroscopic (SB2) and eclipsing binary with a period of 4.21 d. The components are about equally bright (Hamann & Schwarz 1992, Cherepashchuk et al. 1995), so we must exclude WR 139 from our single-star analyses.

**WR 141** is classified as WN5w + O5V-III in the WR catalog. This SB2 system has a period of 21.7 d (Marchenko et al. 1998a). The O star contributes 34% to the total visual brightness (Lamontagne et al. 1996). Therefore we must exclude WR 141 from our single-star analyses.

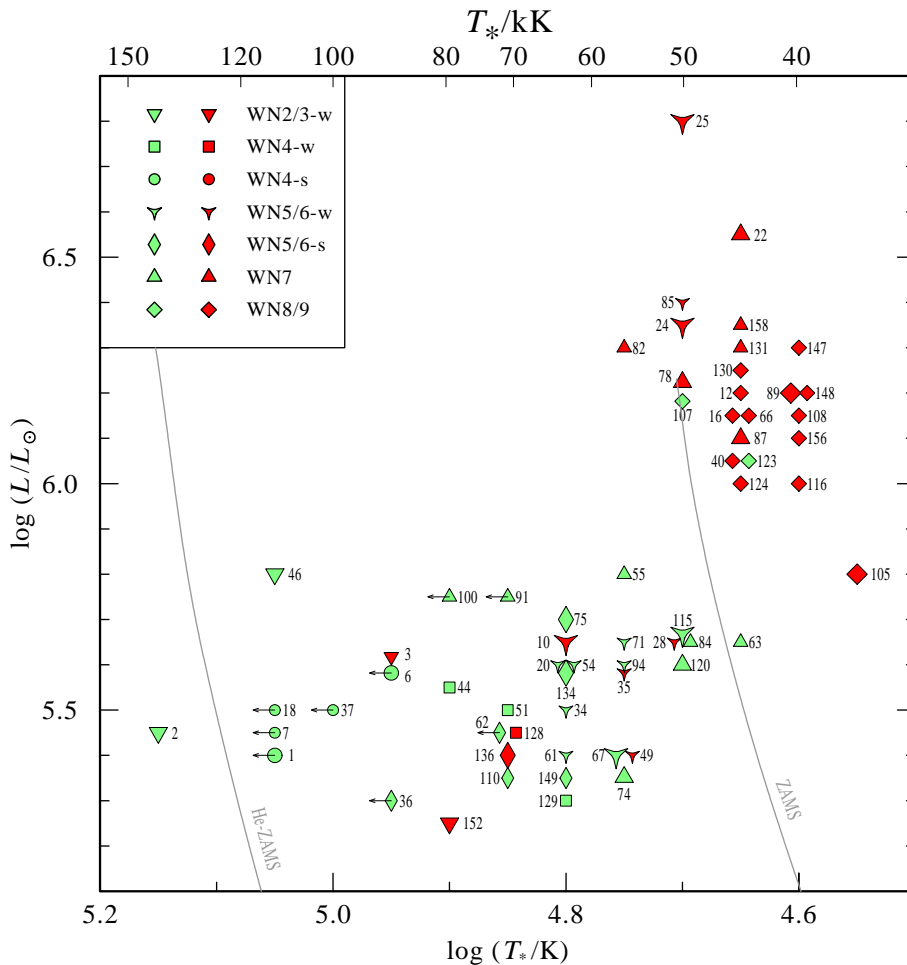
**WR 147** is classified as WN8(h) + B0.5V in the WR catalog. This extremely-long period binary has a period of 2880 d and was spatially resolved with HST by Lepine et al. (2001), who estimated the companion’s spectral type as O5-7I-II(f). A non-thermal radio source 0.6'' north of the the WR star is attributed to the colliding-wind interaction zone (Watson et al. 2002).

The WR star is 2.16 mag brighter than the companion (Niemela et al. 1998), which means that the OB star contributes only 12% to the visual flux. We neglect this contribution when analyzing the spectrum. As the separation between the two components is too wide for a strong evolutionary interaction, we also keep the star in our sample when comparing it with single-star evolutionary tracks.

**WR 148** is classified as WN8h + B3IV/BH in the WR catalog. The radial velocity variations show a period of 4.317 d (Moffat & Seggewiss 1980, Drissen et al. 1986). Both prefer the interpretation that the companion is a compact star or black hole. The large galactic height and system velocity supports the scenario of a runaway after a supernova kick. Panov et al. (2000) also found flare-like events and weak X-ray emission, attributed to accretion processes on the companion. In any case, additional light sources are 3 mag fainter than the stellar spectrum. Therefore we keep the star in our spectral analyses, but omit it in our comparison with single-star evolutionary tracks.

**WR 151** is classified as WN4 + O5V in the WR catalog. This SB2 system has a period of 2.1 d, and the components are about equally bright in the visual (Massey & Conti 1981). Therefore we must omit this star from our spectral analysis.

**WR 152** The hydrogen abundance and  $v_\infty$  in Table 2 are taken from the analysis by Crowther et al. (1995d). This star belongs



**Fig. 8.** Hertzsprung-Russell diagram of the Galactic WN stars. The bigger symbols refer to stars whose distances are known from cluster/association membership. The filling color reflects the surface composition (dark/red: with hydrogen; light/green: hydrogen-free). The symbol shapes are coding for the spectral subtype (see inlet). A little arrow indicates that this particular star might be actually hotter because of the parameter degeneracy discussed in Sect. 4.1

to the CepOB1 association for which the distance has been revised from  $DM = 12.7$  mag to 12.2 mag (Garmany & Stencel 1992).

**WR 155**, also known as CQ Cep, is classified as WN6 + O9II-Ib in the WR catalog. This double-lined (SB2) spectroscopic binary has a period of 1.64 d. Demicran et al. (1997) found that the components are about equally bright. Hamann & Gräfener (2006) demonstrated that a slightly brighter companion is needed to model the observed SED. Thus we must exclude the composite spectrum of WR 155 from our single-star analyses.

**WR 156** is classified as WN8h+OB? in the WR catalog, obviously because it is suspected to show “diluted emission lines”. However, we can match the spectrum with our models perfectly. Lamontagne et al. (1983) found no radial velocity variations and consider the photometric variability as intrinsic. We conclude that this star is probably single. The hydrogen abundance (27% by mass) is taken from Crowther et al. (1995b), while our Paper I gives a slightly higher value (30%).

**WR 157** is classified as WN5 + BIII binary. Turner et al. (1983) found a visual B companion at 1 arcsec separation,

which seems to be the brighter component. Therefore the star is omitted from our analyzed sample.

**WR 158** is classified as WN7h + Be? in the WR catalog, because Andrillat & Vreux (1992) found an O I 8446 line indicative of Be emission line stars. However, they also offer an alternative explanation by “non-standard environmental interaction”. Moreover, WR 158 was suspected of being a binary because of the weakness (“dilution”) of the emission lines. As our models can reproduce the observed spectrum, we conclude that there is no sufficient evidence of binarity.

## 5. The evolution of massive stars

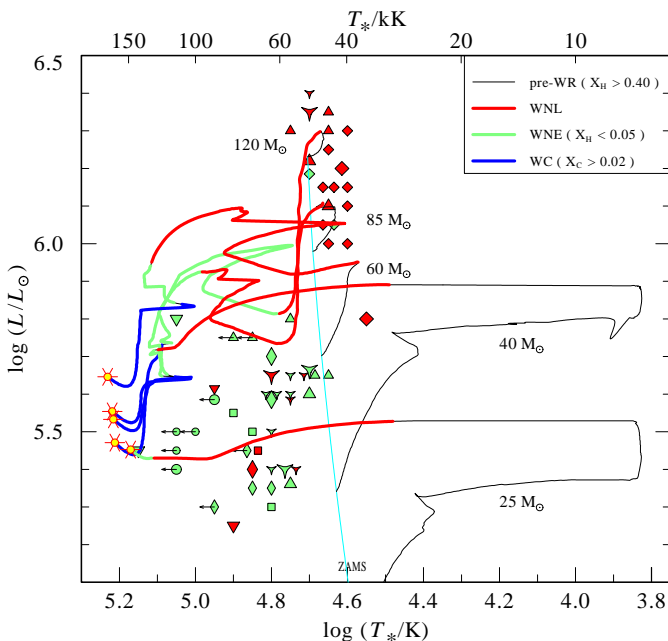
Figure 8 shows the Hertzsprung-Russell diagram of our program stars. The domains of the two spectral subclasses are clearly separated. Strikingly, the dividing line is just the hydrogen zero age main sequence (ZAMS): while the WNL stars lie to the cooler side of the ZAMS, the WNE stars populate a region between the hydrogen ZAMS and the helium main sequence (He-ZAMS).

The WNL stars, generally showing a significant hydrogen abundance, have stellar temperatures between 40 and 55 kK and are very luminous (the arithmetic mean of  $\log L/L_\odot$  is  $6.22 \pm 0.20$ ). Compared to Paper I, this class has become significantly more luminous (by about 0.3 dex in the mean  $\log L$ ). The reason is a combination of effects: higher stellar temperature, higher or anomalous reddening, larger cluster distances. The subtype calibration alone has only limited influence; adopting  $M_v = -6.91$  mag as the typical WNL brightness would shift the WNLs with unknown distance (small symbols in Fig. 8) by 0.12 dex to lower luminosities.

The WNE stars, generally free of hydrogen, populate a range of lower luminosities. Their average ( $\log L/L_\odot = 5.5$ ) is not revised compared to Paper I. The range in  $\log L$  became more narrow, as several WNE-s stars that were considered to be very luminous in Paper I, such as WR 134 and WR 136, became less luminous in the present paper because their cluster distances have been revised downward.

The main objective for analyzing WR stars is to understand the evolution of massive stars. At the time of Paper I, the most advanced stellar evolution models were from Schaller et al. (1992). These tracks were not in good agreement with the empirical HRD of Paper I.

The empirical HRD of the WN, as obtained with the upgraded analyses presented here, is now the basis for re-assessing the question whether the evolution of massive stars is theoretically understood. In the meantime, since Paper I, the Geneva group has further improved the evolutionary models with up-to-date physics and input data. Most important, the new tracks now come in a version that accounts for the effects of rotation (Meynet & Maeder 2003). In Figs. 9 and 10 we



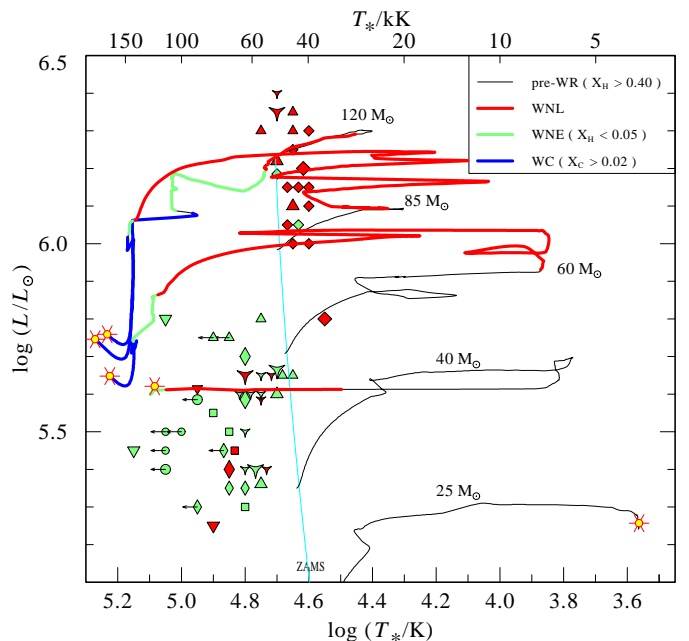
**Fig. 9.** Hertzsprung-Russell diagram with the analyzed WN stars, now omitting the close binaries. The symbols have the same meaning as in Fig. 8. The evolutionary tracks from Meynet & Maeder (2003) account for the effects of rotation (labels: initial mass). Thick lines refer to the different WR phases (see inlet).

plot the empirical HRD (now omitting the four confirmed close binaries) together with these evolutionary tracks for “typical” rotation (initial  $v_{\text{rot}} = 300$  km/s) and for zero rotation, respectively. The metallicity is solar ( $Z = 0.02$ ). By using different drawing styles, sections of the tracks are assigned to the spectral classes according to their surface composition: the WNL stage is reached when the star becomes hydrogen-deficient ( $X_H < 0.40$ ) and hotter than 20 kK; if hydrogen drops below  $X_H < 0.05$ , the star turns into a WNE type; the WC stage is reached when carbon appears at the surface ( $X_C > 0.02$ ).

The minimum mass for a star to reach any WR phase, which is  $37 M_\odot$  without rotation, is reduced by rotation to  $22 M_\odot$ . While the track for  $25 M_\odot$  initial mass ends with the supernova explosion as a red supergiant in case of no rotation, the corresponding track returns to the blue when “typical” rotation is included in the evolutionary model. Hence only the tracks with rotation can produce stars with the low luminosities observed in the WNE subclass. However, the WNE surface composition is only reached close to the helium main sequence, while observed WNE stars are scattered over cooler temperatures.

The HRD region where the WNL stars are observed is crossed by corresponding tracks for both versions, with and without rotation. Very massive stars are predicted to skip the LBV excursions when rotation is included.

We want to recall that the evolutionary models we employ here do not account for magnetic fields. A dynamo mechanism (“Tayler-Spruit dynamo”) has been proposed for massive stars, although there is no empirical proof so far for its existence. Maeder & Meynet (2005) expect significant effects of the pre-



**Fig. 10.** Hertzsprung-Russell diagram with the analyzed WN stars, now omitting the close binaries. The symbols have the same meaning as in Fig. 8. This set of evolutionary tracks from Meynet & Maeder (2003) is calculated for *zero rotation* (labels: initial mass). Thick lines refer to the different WR phases (see inlet).

dicted field on the stellar evolution, but corresponding sets of tracks are not yet available.

Comparing the empirical HRD just with tracks can be misleading, as lifetimes in different parts of the tracks might be very different. Our sample comprises almost all WN stars from the earlier (the 6th) catalog of Galactic WR stars (van der Hucht et al. 1981). Those WN stars that have been added later to the recent WR catalog are usually highly reddened (and mainly discovered in the IR). Hence we can assume that our analyzed sample of WN stars is roughly complete for a well-defined part of our Galaxy, namely that part that can be observed with little interstellar absorption. We do not support the speculation by Massey (2003) that the number of WN stars is underestimated.

Therefore we use the Geneva tracks to generate synthetic populations, which we can compare with the empirical HRD. We adopt the usual power law for the initial mass function (IMF) with exponent  $\beta$  ( $dN = M^{-\beta-1} dM$ ). The widely accepted value for this exponent is  $\beta = 1.35$  (“Salpeter IMF”), but there are indications that for massive stars in the Galactic field this exponent is somewhat higher,  $\beta \gtrsim 1.8$  (Kroupa & Weidner 2003). The star formation rate is set constant; this is only a rough approximation, as the analyzed sample contains several groups of stars that belong to the same association and are therefore probably coeval, which might not average out over the whole sample.

Now age and initial mass of a star are randomly chosen. Unfortunately, the available tracks are widely spaced in mass and qualitatively too different for a full interpolation. Therefore we apply each track as it is for a corresponding mass bin (borders are at 22, 32, 55, 75, 100, 135  $M_{\odot}$ ; for the track without rotation, the border between the first and the second bin is set at 37  $M_{\odot}$ ). Only the luminosity is scaled as  $L \propto M_{\text{ini}}^{1.2}$  within each mass bin. The synthetic stars are finally assigned to a spectral class according to their surface composition, using the same criteria as described above when we plotted the tracks in different styles.

For the synthetic populations shown in Fig. 11 we created as many WN stars as our analyzed sample comprises (i.e. 59, without the proven close binaries). As the most conventional choice, we first take the tracks with rotation and adopt a “Salpeter IMF” (i.e.  $\beta = 1.35$ ). The result, shown in the top-right panel of Fig. 11, is disappointing when compared to the empirical HRD (top-left panel). Although the 25  $M_{\odot}$  track produces WN stars that are as low-luminous as observed for the WNE, those synthetic low-luminosity WN stars are almost all of subtype WNL, i.e. they show hydrogen at their surface. Their predicted  $X_{\text{H}}$  is even higher than for most of the WNL stars.

Note that the observed sample contains more WNE than WNL stars. Taking the HRD positions, we find 39 WNE stars left of the ZAMS and 20 WNL stars on the right. On the basis of the hydrogen abundances, we have 33 WNE and 26 WNL. In contrast, the number of WNE (i.e. nearly hydrogen-free) stars in the synthetic sample is only 10. Hence the evolution predicts that less than one fifth of the WN stars are WNE, while more than half of the WN stars are actually observed to be hydrogen-free.

The stellar temperature of the WNE stars is another problem. In the evolutionary tracks the hydrogen-free surface ap-

pears only when the star has almost reached the helium main sequence. Observed WNE stars are mostly cooler, even when taking into account that some of the stars fall into the domain of parameter degeneracy. The other WNE stars have typically thin winds, i.e. the model continuum is formed at layers of low expansion velocity. The “stellar temperature” of such stars does not depend much on the definition of the reference radius; i.e.  $T_{\text{eff}}$  at  $\tau=2/3$  is roughly equal to our  $T_*$  at  $\tau = 20$ , so we conclude that these stars have a larger photospheric radius than predicted by the stellar models. A speculative explanation is that there is a huge extended layer on top of the “real” hydrostatic core that expands only slowly (subsonic velocities), possibly driven by the “hot iron bump” in the mean opacity.

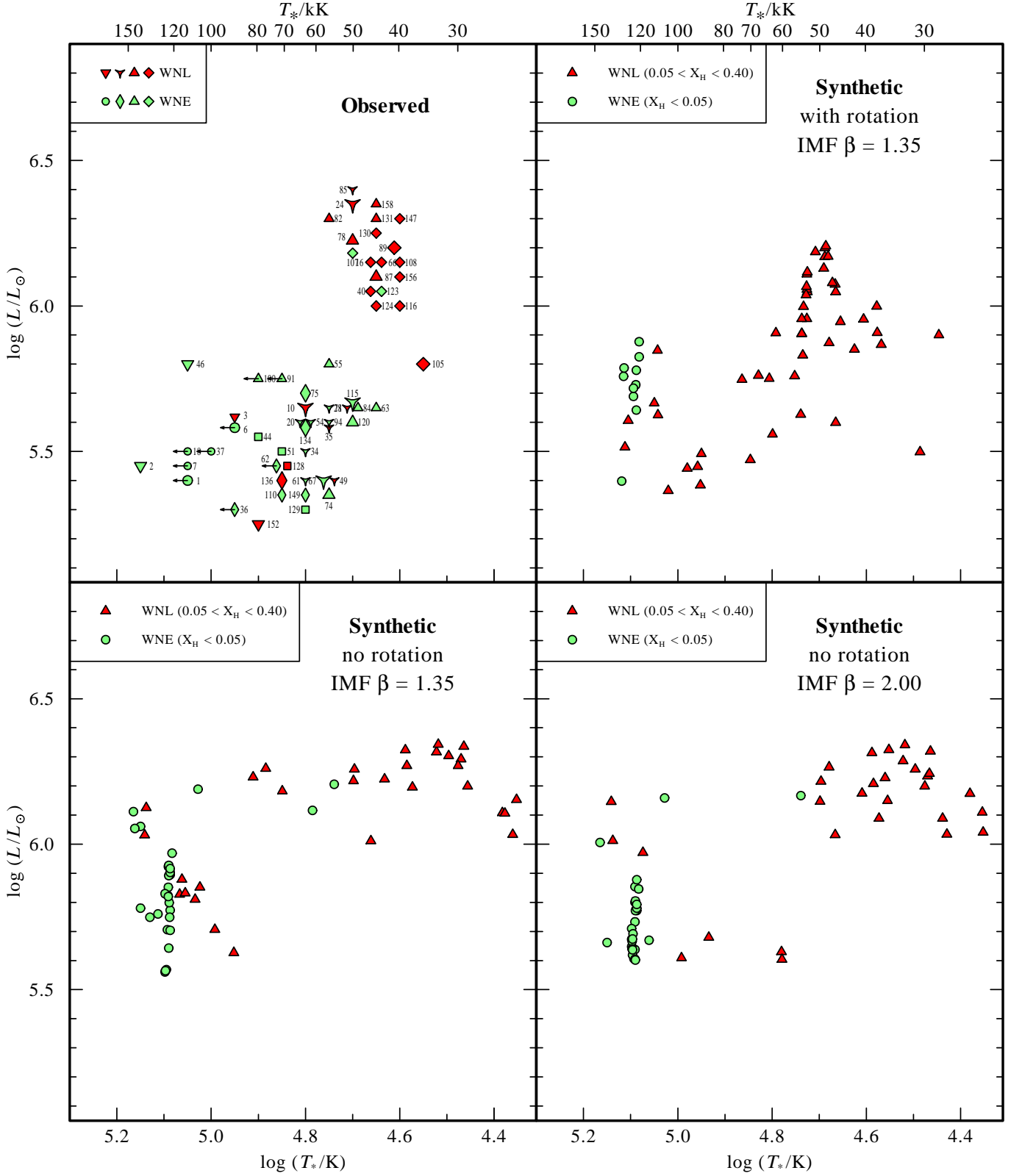
The WNL group is also not reproduced well by the synthetic population, because their typical luminosity is smaller than observed. No synthetic star lies above  $\log L/L_{\odot} = 6.2$ , while the empirical HRD shows eight such stars of very high luminosity. Two of these stars have a known distance (WR 24 and WR 78), while the others rely on the subtype calibration. Even with this caveat, there seems to be a discrepancy. A flatter IMF (e.g.  $\beta = 0.35$ ) would produce more WNL stars at highest luminosities.

After finding so many discrepancies, one might wonder if the tracks *without* rotation really lead to even larger disagreement with the empirical HRD. In the lower-left panel of Fig. 11 we display the corresponding synthetic population, again for the Salpeter IMF. As expected, the low-luminous WNE stars are missing. Interestingly, the luminous WNL group in this plot reproduces the high average luminosity of the observed WNL sample nicely, and only the scatter in temperature is larger. Remarkable is also the statistical distribution between WNE and WNL, which is now 30:29, i.e. close the observed slight WNE majority. With a steeper IMF,  $\beta = 2.0$ , the dichotomy between the WNE and WNL becomes even nicer, while their number ratio is not affected. Only the temperature scatter of the WNE is of course also not reproduced by the synthetic WNE, which are all sitting near the He-ZAMS. Hence we must conclude that, based on the shown comparison between the analyzed Galactic WN sample and the synthetic populations, there is no preference for the tracks that account for the stellar rotation.

One can discuss more statistical numbers that are predicted by the evolutionary calculations. The ratio between the number of WC to WN stars in the WR catalog is about 0.9, while the population synthesis yields only 17 WC stars with rotation and  $\beta = 1.35$ , but 45 and 37 WC stars without rotation and  $\beta = 1.35$  and 2.00, respectively (always compared to 59 WN stars). Thus the non-rotating models are again closer to the observation.

However, Meynet and Maeder (2003) point out that the low WC-to-WN ratio predicted by the models with rotation fits better into the trend with metallicity when different galaxies are compared. On the other hand, Eldridge and Vink (2006) show that this trend can also be explained without rotation effects, when the WR mass-loss rates depend on metallicity. Such dependence is theoretically predicted from theoretical models for radiation-driven WR winds (Vink & de Koter 2005, Gräfener & Hamann 2006 and in prep.). Thus it seems that the WC/WN





**Fig. 11.** Comparison of the Galactic WN stars with synthetic populations. *Top-left panel:* HRD of the analyzed Galactic WN stars (see Fig. 8 for the meaning of the symbols). Close binaries are omitted. *Other panels:* Synthetic WN population, based on the Geneva tracks (Meynet & Maeder 2003). The filling color reflects the surface composition (dark/red: with hydrogen; light/green: almost hydrogen-free). The synthetic populations are for different assumptions as indicated in the plots. *Top-right panel:* evolution with rotation, Salpeter IMF ( $\beta = 1.35$ ); *bottom-left panel:* evolution without rotation, Salpeter IMF ( $\beta = 1.35$ ); *bottom-right panel:* evolution without rotation and “steep” IMF ( $\beta = 2.00$ ).

metallicity trend does not unambiguously support the evolutionary models with rotation.

The number of Galactic WR to O stars, about 0.1, is better reproduced by the rotating than by the non-rotating models (Meynet and Maeder 2003). However, the question of incompleteness might be more severe for the number of O stars than for the WR stars.

Summarizing the comparison between the results of our spectral analyses of the Galactic WN stars and the predictions of the Geneva evolutionary calculations, we conclude that there is rough qualitative agreement. However, the quantitative discrepancies are still severe, and there is no preference for the tracks that account for the effects of rotation. We wonder how future evolutionary models that account for magnetic fields will compare with our empirical HRD. Based on the presently existing tracks, it seems that the evolution of massive stars is still not satisfactorily understood.

*Concluding remark.* In this paper we presented quantitative spectral analyses of the Galactic WN stars, based on the line-blanketed Potsdam Wolf-Rayet (PoWR) model atmospheres. We hope that the obtained stellar and atmospheric parameters provide an empirical basis for various studies about the origin, evolution, and physics of the Wolf-Rayet stars and their powerful winds.

*Acknowledgements.* We thank L. Oskinova for many useful discussions and careful reading of the manuscript. We also acknowledge the helpful suggestions of the referee, J. Vink.

## References

- Andrillat, Y., Vreux, J.-M., 1992, A&A, 253, 37  
 Annuk, K., 1990, Acta Astronomica, 40, 267  
 Antokhin, I.I., Cherapashchuk, A.M., 1985, Soviet Astronomy Letters, 11, 355  
 Antokhin, I.I., Bertrand, J.-F., Lamontagne, R., Moffat, A.F.J., 1995, IAUS 163, 62  
 Arnal, E.M., Roger, R.S., 1997, MNRAS, 285, 253  
 Balona, L.A., Egan, J., Marang, F., 1989, MNRAS, 240, 103  
 Barniske, A., Oskinova, L., Hamann, W.-R., Gräfener, G., 2006, in: Stellar Evolution at Low Metallicity: Mass Loss, Explosions, Cosmology. ASP Conf. Series, (in press)  
 Cardelli, J.A., Clayton, G.C., Mathis, J.S., 1989, ApJ, 345, 245  
 Cherepashchuk, A.M., Koenigsberger, G., Marchenko, S.V., Moffat, A.F.J., 1995, A&A, 293, 142  
 Crowther, P.A., Hillier, D.J., Smith, L.J., 1995a, A&A 293, 172  
 Crowther, P.A., Hillier, D.J., Smith, L.J., 1995b, A&A 293, 403  
 Crowther, P.A., Smith, L.J., Hillier, D.J., Schmutz, W., 1995c, A&A 293, 427  
 Crowther, P.A., Smith, L.J., Hillier, 1995d, A&A 302, 457  
 Crowther, P.A., Smith, L.J., Willis, A.J., 1995e, A&A 304, 269  
 Demicran, O., Ak, H., Özdemir, S., et al., 1997, AN, 318, 267  
 Drissen, L., Lamontagne, R., Moffat, A.F.J., Bastien, P., Seguin, M., 1996, ApJ, 304, 188  
 Drissen, L., Robert, C., Moffat, A.F.J., 1992, ApJ, 386, 288  
 Dougherty, S.M., Williams, P.M., 2000, MNRAS, 319, 1005  
 Eldridge J.J., Vink J.S., 2006, A&A (in press)  
 Fitzpatrick, E.L., 1999, PASP, 111, 63  
 Gamen, R., Niemela, V.S., 1999, Rev. Mex. Astron. Astrofis. Ser. de Conf., 8, 55  
 Garmany, C.D., Stencel, R.E., 1992, A&AS, 94, 211  
 Gräfener, G., Hamann, W.-R. 2002, A&A, 432, 633  
 Gräfener, G., Hamann, W.-R. 2006, in: Stellar Evolution at Low Metallicity: Mass Loss, Explosions, Cosmology. Eds. H.J.G.L.M. Lamers, N. Langer, T. Nugis & K. Annuk. ASP Conference Series (in press)  
 Gräfener, G., Koesterke, L., Hamann, W.-R. 2002, A&A, 387, 244  
 Hamann, W.-R., Schwarz, E., 1992, A&A, 261, 523  
 Hamann, W.-R., Gräfener, G., 2004, A&A, 427, 697  
 Hamann, W.-R., Koesterke, L., 1998, A&A, 333, 251 (Paper I)  
 Hamann, W.-R., Gräfener, G., 2006, in: Massive Stars in Interacting Binaries. N. St-Louis & A.F.J. Moffat (eds.), ASP Conf. Ser. (in press)  
 Hamann, W.-R., Koesterke, L., Wessolowski, U., 1995, A&AS, 113, 459  
 Herald J.E., Hillier, D.J., Schulte-Ladbeck, R.E., 2001, ApJ, 548, 932  
 Hillenbrand, L.A., Massey, P., Strom, S.E., Merrill, K.M., 1993, AJ, 106, 1906  
 Hillier, D.J., Miller, D.L. 1998, ApJ, 496, 407  
 van der Hucht K.A., Conti P.S., Lundström I., Stenholm B., 1981, Space Sci. Rev. 28, 227  
 van der Hucht, K.A., 2001, New Astronomy Reviews 45, 135  
 Isserstedt, J., Moffat, A.F.J., Niemela, V.S., 1983, A&A, 126, 183  
 Koenigsberger, G., Firmani, C., Bisiacchi, G.F., 1980, Rev. Mex. Astron. Astrofis. 5, 45  
 Kroupa, P., Weidner, C., 2003, ApJ, 598, 1076  
 Lamontagne, R., Moffat, A.F.J., Koenigsberger, G., Seggewiss, W., 1982, ApJ, 253, 230  
 Lamontagne, R., Moffat, A.F.J., Seggewiss, W., 1983, ApJ, 269, 596  
 Lamontagne, R., Moffat, A.F.J., Drissen L., et al., 1996, AJ, 112, 2227  
 Langer, N., 1989, A&A, 210, 93  
 Lepine, S.  
 Lortet, M.-C., Georgelin, Y.P., Georgelin, Y.M., 1987, A&A, 180, 65  
 Lundstroem, I., Stenholm, B., 1984, A&AS, 58, 163  
 Maeder, A., Meynet, G., 2005, A&A, 440, 1041  
 Marchenko, S.V., Moffat, A.F.J., 1998, ApJ, 499, 195  
 Marchenko, S.V., Moffat, A.F.J., Eenens, P.R.J., 1998, PASP, 110, 1416  
 Marchenko, S.V., Moffat, A.F.J., van der Hucht, K.A., et al., 1998, A&A, 331, 1022  
 Marchenko, S.V., Arias, J., Barba, R., et al., 2000, AJ, 120, 2101  
 Marchenko, S.V., Moffat, A.F.J., Crowther, P.A., et al., 2004, MNRAS, 353, 153  
 Massey, P., 2003, ARA&A, 41, 15  
 Massey, P., Conti, P.S., 1981, ApJ, 244, 173  
 Massey, P., Johnson, J., 1993, AJ, 105, 980  
 Matthews, J.M., Moffat, A.F.J., 1994, A&A, 283, 493  
 Meynet, G., Maeder, A., 2003, A&A, 404, 975  
 Moneti, A., Stolovy, S., Blommaert, J.A.D.L., Figer, D.F., Najarro, F., 2001, A&A, 366, 106  
 Moffat, A.F.J., Seggewiss, W., 1980, A&A, 86, 87  
 Moffat, A.F.J., Shara, M.M., 1986, AJ, 92, 952  
 Morel, T., St-Louis, N., Marchenko, S.V., 1997, ApJ, 482, 470  
 Morel, T., Marchenko, S.V., Eenens, P.R.J., et al., 1999, ApJ, 518, 428  
 Niemela, V.S., 1982, in: IUA Sym. 99, 299  
 Niemela, V.S., Moffat, A.F.J., 1992, ApJ, 259, 213  
 Niemela, V.S., Barba, R.H., Shara, M.M., 1995, IAU Symp. 163, 245  
 Niemela, V.S., Shara, M.M., Wallace, D.J., et al., 1998, AJ, 115, 2047  
 Niemela, V.S., Gamen, R., Morrell, N.I., Benítez, S.G., IAU Symp. 193, 26  
 Nugis, T., Lamers, H.J.G.L.M., 2000, A&A, 360, 227  
 Oskinova, L.M., 2005, MNRAS, 361, 679  
 Raassen, A.J.J., van der Hucht, K.A., Mewe, R., et al., 2003, A&A, 402, 653

- Rauw, G., Vreux, J.-M., Gosset, E., Manfroid, J., Niemela, V.S., 1996, in: Wolf-Rayet stars in the framework of stellar evolution. Liège, p. 303
- Rauw, G., Vreux, J.-M., Gosset, E., Hutsemékers, D., Magain, P., Rochowicz, K., 1996, *A&A*, 306, 771
- Robert, C., Moffat, A.F.J., Bastien, P., et al., 1989, *ApJ*, 347, 1034
- Schaller, G., Schaerer, D., Meynet, G., Maeder, A., 1992, *A&AS*, 96, 269
- Schulte-Ladbeck, R.E., 1994, *Ap&SS*, 221, 347
- Schweickhardt, J., Schmutz, W., Stahl, O., Szeifert, Th., Wolf, B., 1999, *A&A*, 347, 127
- Seaton, M.J., 1979, *MNRAS*, 187, 73
- Smith, L.F., 1968, *MNRAS*, 140, 409
- Smith, L.F., Shara, M.M., Moffat, A.F.J., 1996, *MNRAS*, 281, 163
- Steiner, J.E., Diaz, M.P., 1998, *PASP*, 110, 276
- Steiner, J.E., Cieslinski D., Jablonski F.J., 1988, *ASPC*, 1, 67
- Steiner, J.E., Cieslinski, D., Jablonski, F.J., Williams, R.E., 1999, *A&A*, 351, 1021
- Tovmassian, H.M., Navarro, S.G., Cardona, O., 1996, *AJ*, 111, 306
- Turner, D.G., Moffat, A.F.J., Lamontagne, R., Maitzen, H.M., 1983, *AJ*, 88, 1199
- Underhill, A.B., Hill, G.M., 1994, *ApJ*, 432, 770
- Veen, P.M., van Genderen, A.M., van der Hucht, K.A., 2002, *A&A*, 385, 619
- Vink J.S., de Koter A., 2005, *A&A* 442, 587
- Watson, S.K., Davis, R.J., Williams, P.M., Bode, M.F., 2002, *MNRAS*, 334, 631